



Teräketjut ja laipat

Tiedot ja sopivuustaulukot



OPAS

SISÄLLYSLUETTELO

SPEEDCUT TERÄKETJU	3
TERÄKETJUN VOITELU	4
TERÄKETJUN OMINAISUUDET	5
REFERENSSITAUUKKO - TERÄKETJUT	6
(Jos vaihdat alkuperäisen teräketjun Oregonin teräketjuun)	
REFERENSSITAUUKKO - LAIPAT	8
(Jos vaihdat alkuperäisen laipan Oregonin laippaan)	
LAIPAN PERÄN SOVITTEET	10
VIILAT	12
SOVELTUVUUSTAUUKKO	13
(Teräketjut ja laipat)	
• Alko	14
• Alpina	15
• Black and Decker	16
• Bosch	17
• Dolmar	17
• Echo	19
• Efco	21
• Einhell	22
• Hitachi	23
• Homelite	23
• Husqvarna	25
• Ikra	28
• Jonsered	28
• Makita	30
• McCulloch	32
• Metabo	34
• Oleo-Mac	34
• Partner	36
• Poulan	38
• Ryobi	39
• Shindaiwa / Iseki	40
• Solo	41
• Stihl	43
• Stiga	44
• Tanaka	45
LAIPPA+KETJUPAKETIT	46
MUISTIINPANOT	48



SpeedCut ™ .325 Teräketju

95TXL ketju**

Parasta Oregonilta



NOPEAMPI ✓

Enemmän nopeutta,
vähemmän työtä

Uudelleen muotoiltu
hammas

TERÄVÄMPI ✓

Heti käyttövalmis ja
terävä

Uusi teroitusteknologia

HELPOMPI ✓

Pysyy terävänä
pidempään

Mutta silti helpompi viilata



LubriTec™
OILING SYSTEM

**UUSI parannettu
voitelu**

Vähemmän kitkaa,
enemmän tehoa



Lisää ketjun ja laipan elinikää



Muut parannukset

- Parannettu ruostesuoja:
Laadukas öljy jo paketissa.
- Tarkempi viimeistely:
Vähentää laipan kulumista.
- Uusi terähammas
Todella terävä ja tehokas.

* Verrattuna Oregon 95VPX teräketjuun

** UUSI Oregon 95TXL teräketju korvaa Oregon 95VPX teräketjun

Voitelu



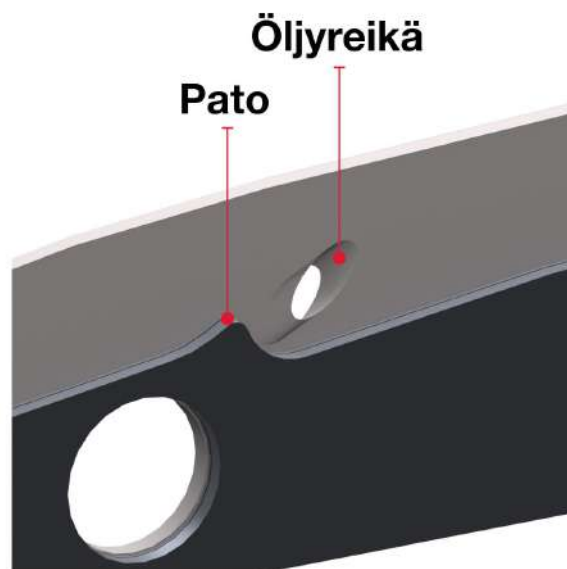
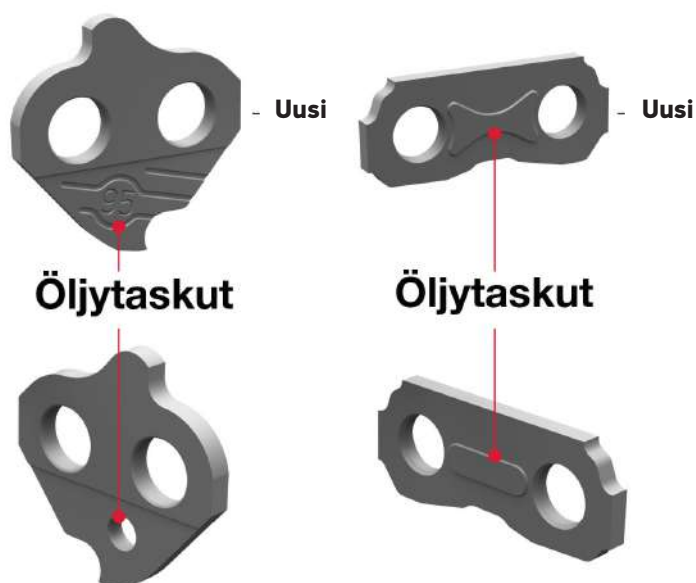
Hyvä voitelu auttaa teräketjua ja laippaa kestämaan pidempään:

LubriTec Ketjuissa

- Öljy pysyy ketjun öljytaskuissa.
- Öljy liikkuu vapaasti ketjun ympärillä. Öljy pysyy kitkakohtissa.
- Ketjussa on jo uutena valmiiksi öljyä, joka toimii ensin ennenkuin sahan oma öljyjärjestelmä alkaa toimia.

LubriTec Laipoissa

- Pato pitää öljyn siellä missä sitä tarvitaan eniten. Se on pieni seinämä öljyreian vieressä. Se mahdollistaa paremman voitelun.
- Vaino öljyreikä pysyy paremmin puhtaana ja öljy liikkuu sujuvammin..



Teräketju




Vähemmän tärinää

Vähäinen tärinä

Vähäinen tärinä tuo mukavuutta. Pieni tila laipan ja ketjun välissä estää tärinää siirtymästä sahaan.

Viilauksen apuviivat



Viilauksen apuviivat

Viilauksen apuviivat

Voit teroittaa ketjun helpommin ja tarkemmin. Apuviivat näyttävät parhaan kulman. Apuviivat näyttävät myös mihin asti ketjua on turvallista teroittaa.



Sinistetty

Sinistetyt osat

Sinistys estää korroosiota.

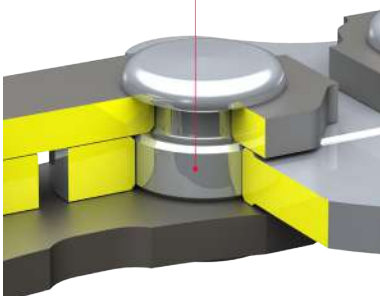
Kromi-pinnoitettu



Kromi-pinnoitettu hammas

Ketju pysyy terävänä pidempään. Kaikki Oregonin teräketjujen hampaat on pinnoitettu. Voit käyttää enemmän aikaa sahaamiseen ja vähemmän aikaa teroittamiseen.

Vahvistettu



Vahvistetut niitit

Kaikki niitit ovat vahvistettuja, joten ketju kestää käyttöä pidempään. Vähemmän kulumista ja venymistä eli vähemmän tarvetta ketjun kiristämiseksi.

KETJUN PAKSUUS	HAMPAAN TYYPI	PROFIILI	OREGON®			STIHL®		HUSQVARNA®	DOLMAR	CARLTON®		WINDSOR
			TUOTE NUMERO	TUOTE NUMERO	TUOTE NUMERO	TUOTE NUMERO	TUOTE NUMERO	TUOTE NUMERO	TUOTE NUMERO	TUOTE NUMERO	TUOTE NUMERO	TUOTE NUMERO
1/4"												
.050"	Micro Chisel®	?	25AP	13RM		H00				E1MC-BL	E1MC	50K
3/8"												
.043"	Chamfer	?	90SG	61PMN	61PMMC3					N4C-BL	N4C	43RG
	Chamfer	?	90PX	61PMN	61PMMC3		290			N4C-BL	N4C	43RG
.050"	Chamfer	?	91VG	63PM1	63PMC3	H36	92			N1C-BL		50RG
	Chamfer	?	91PX	63PM1	63PMC3	H36	492			N1C-BL		50RG
	PowerSharp®		91PS									
	Chamfer	?	91VX	63PM						N1C		50R
.050"	Semi-chisel	?	91VXL	63PM						N1C		50R
	Chamfer	?	M91VX									
.050"	Semi-chisel	?	M91VXL									
3/25"												
.050"	Micro Chisel®	?	95VPX / 95TXL			H30	484			K1NK-BL	K1NK	50JSG
	Micro Chisel®	?	20BPX	23RMC		H22	82			K1C		50J
	Chisel	?	20LPX	23RS		H23				K1L		50JL
	Chisel	?	M20LPX									
.058"	Micro Chisel®	?	21BPX	25RMC		H25	86			K2C		58J
	Chisel	?	21LPX	25RS		H21	686			K2L		58JL
	Chisel	?	M21LPX									
.063"	Micro Chisel®	?	22BPX	26RMC		H28				K3C		63J
	Chisel	?	22LPX	26RS		H26				K3L		63JL
	Chisel	?	M22LPX									
3/8"												
.050"	Chisel	?	72LGX	33RSC	33RS	H47				A1LM		50APL
	Chisel	?	72LPX			H46	100			A1LM-BL		50APLG
	Chisel	?	M72LPX									
	Semi-chisel	?	72DX	33RM						A1EP		50A
	Semi-chisel	?	72DPX	33RM1	33RM	H51	101			A1EP	A1EP-BL	50AG
	Semi-chisel	?	72RD							A1EP-RP		

KETJUN PAKSUUS	HAMPAAN TYYPI	PROFIILI	OREGON®				STIHL®		HUSQVARNA®		DOLMAR		CARLTON®		WINDSOR	
			TUOTE NUMERO	TUOTE NUMERO	TUOTE NUMERO	TUOTE NUMERO	TUOTE NUMERO	TUOTE NUMERO	TUOTE NUMERO	TUOTE NUMERO	TUOTE NUMERO	TUOTE NUMERO	TUOTE NUMERO	TUOTE NUMERO		
3/8"																
.058"	Chisel	?	73LGX	35RS			H48					A2LM				58APL
	Chisel	?	73LPX	35RS1			H42		99			A2LM-BL				58APLG
	Chisel	?	M73LPX													
	Semi-chisel	?	73DX									A2EP				58A
	Semi-chisel	?	73DPX	35RM1			H49		93			A2EP	A2EP-BL			58AG
	Semi-chisel	?	73RD				H52					A2EP-RP				
.063"	Chisel	?	75LGX	36RSC	36RS							A3LM				63APL
	Chisel	?	75LPX	36RS1			H45		110			A3LM-BL				63APLG
	Chisel	?	M75LPX													
	Semi-chisel	?	75DX	36RM								A3EP				63A
	Semi-chisel	?	75DPX	36RM1	36RM	H44		96				A3EP	A3EP-BL			63AG
	Semi-chisel	?	75RD				H53					A3EP-RP				
404"																
.058"	Chisel	?	58L									B2LM				
	Chisel	?	59L	46RS			H57					B3LM				63BL
.063"	Micro Chisel®	?	27X	46RM					103			B3S	B3EP	B3RM35		63B
	Micro Chisel®	?	27R				H65		108			B3H-RP	B3RM10			63BR

Punaisella poistuvia tuotteita



Tämä taulukko ei ota kantaa turvallisuuteen tai sopivuuteen mihinkään sahaan mikä ei ole Blountin valmistama. Lue ohjeet tarkkaan.

Ohjeet:

Tämä taulukko on tarkoitettu niille, jotka haluavat vaihtaa jonkun muun valmistajan ketjun Oregonin ketjuun.

Varmistu, että valitset oikean tyyppisen ketjun omiin tarpeisiisi.

OREGON®		OREGON®		OREGON®		OREGON®	
BRAND	OREGON	BRAND	OREGON	BRAND	OREGON	BRAND	OREGON
ALPINA®							
4112100	203RNDD029	414038141	150MLBA041	501958092	288ATMD009	501957968	188ATMK095
4112190	208SLHK119	414045141	180MLBA041	501958104	363ATLD009	501958200	343ATLD009
4112250	188SLGK095	415033141	130MPBK095	501958192	303ATLD009	501959181	200MPGD009
4112270	120SXEA016	415033631	138SLBK095	501959226	160SDEA095	508912356	138SLBK095
4112280	140SXEA016	415038141	150MPBK095	501959240	100EDEA095	508912364	158SLBK095
4112280	140SDEA016	415038451	158ATMK153	501959245	120SDEA095	508912366	168SLGK095
4112290	160SXEA016	415038631	158SLBK095	501959540	104MLEA095	508912372	188SLHK095
4112290	160SDEA016	415038655	168SLHD009	501959545	124MLEA095	508913064	178SLHD009
4112300	140SDEA041	415040631	168SLBK095	507476046	243ATMD009	508914356	158SLHD009
4112380	188RNDD009	415045141	180MPBK095	530044508	160SDEA041	508926356	130MPBK095
4112381	188SLHD009	415045451	188ATMK095	501955952	138SLDD009	508926364	150MPBK095
4112390	208RNDD009	415045455	188ATMD009	501958068	188ATMD009	MAKITA®	
4112391	208SLHD009	415045631	188SLBK095	501958768	188ATMK095	442030661	120SDEZ041
4112450	168SLBA095	415045655	188SLHD009	501959168	160MPBD009	442035661	140SDEA041
4112460	243ATMD009	415050452	208ATMD033	501959245	120SPEA095	442040661	160SDEZ041
4112470	180SDEA318	415050455	208ATMD009	501959252	140SDEA095	472035661	140SDEA041
4112478	180SDEA016	415050652	198SLHD033	501959252	140SPEA095	442030611	124MLEZ041
4112490	188SLBA095	415050655	208SLHD009	501959256	160SPEA095	442035611	144MLEA041
4112500	160SDEA041	415053451	218ATMK153	508912156	138SLBK095	442040611	164MLEZ041
4112540	223ATMD009	415060451	248ATMK153	508912164	158SLBK095	442030061	120SDEX041
4112560	140SDEA074	415060452	248ATMD033	508914156	158SLHK095	442035061	140SDET041
4112570	160SDEA074	415060455	248ATMD009	508926156	130MPBK095	442040061	160SDEX041
4112600	124MLEA016	415060652	238SLHD033	508926164	150MPBK095	443038651	158SLHK153
4112620	160MPBA074	415060655	248SLHD009	HUSQVARNA®		443045661	180SLHK153
4112630	160MLBA165	415070455	288ATMD009	501854149	140SDEA041	443053651	208SLHK153
4112640	208SLBA095	415074452	298ATMD033	501922945	120SDEA041	443053661	200SLHK153
4112650	130MLBA165	415076422	303ATMD033	501956172	208SLHD009	445033631	138SLBK095
		415084422	333ATMD033	501956652	118SLBK095	445038631	158SLBK095
		442040661	160SDEZ041	501956868	188ATMH009	445040631	168SLBK095
DOLMAR®		445033631	138SLBK095	501956872	208ATMD009	445045631	188SLBK095
411907650	158SLHK153	452030661	120SDEZ041	501956884	248ATMD009	445033141	130MPBK095
411909650	188SLHK153	452035661	140SDEA041	501956892	288ATMD009	445038141	150MPBK095
411909660	180SLHK153	462030111	120SDEZ041	501957068	188RNDD009	445045141	180MPBK095
411910650	208SLHK153	462035661	140SDEA041	501957072	208RNDD009	444033141	130MLBA041
411910660	200SLHK153	HUSQVARNA®		501957084	248RNDD009	444038141	150MLBA041
412030061	120SDEX041	501589601	248ATMD009	501957092	288RNDD009	482035661	140SDEA041
412030211	124MLEX041	501921824	423ATLD009	501957868	188RNDK095	445045451	188ATMK153
412030611	124MLEZ041	501956072	208SLHD009	501958204	363ATLD009	445053451	218ATMK153
412030661	120SDEZ041	501956552	118SLBK095	501959167	160MPBK095	445060451	248ATMK153
412035061	140SDET041	501956968	188RNDD009	501959181	200MPBD009	445076422	303ATMD033
412035211	144MLET041	501956984	248RNDD009	507433649	140SDEA095	445074452	298ATMD033
412035611	144MLEA041	501956992	288RNDD009	507433650	160SDEA095	445038655	168SLHD009
412035661	140SDEA041	501957768	188RNDK095	501956172	208SLHD009	445045655	188SLHD009
412040061	160SDEX041	501957772	208RNDK095	501957060	168RNDD009	445050655	208SLHD009
412040611	164MLEZ041	501958072	208ATMD009	501957868	188RNDK095		
412040661	160SDEZ041						
414033141	130MLBA041						

OREGON®		OREGON®		OREGON®		OREGON®	
BRAND	OREGON	BRAND	OREGON	BRAND	OREGON	BRAND	OREGON
445060655	248SLHD009	235732T	150SLBK118	PARTNER®		3002 000 9723	213RNFE031
445045455	188ATMD009	237551T	168RNDD024	501956272	208SLHD010	3002 000 9723	213RNDE031
445050455	208ATMD009			501956452	138SLDH010	3002 000 9731	253RNFE031
445060455	248ATMD009	OLEO-MAC®		501958472	208SLDD009	3002 001 8041	303ATLE099
445070455	288ATMD009	1000704	120SDEA111	501958584	248RNDD009	3003 000 5211	153SLHD025
445050665	200SLHD009	1000705	140SDEA111	501958592	288RNDD009	3003 000 5213	163SLHD025
445060652	238SLHD033	1000706	160SDEA129	501958668	188ATMH009	3003 000 5217	183SLHD025
MC CULLOCH®		1000745	228RNDK095	501958672	208ATMD009	3003 000 5221	203SLHD025
225735	188SLHD024	4000415	160SXBA111	501958684	248 ATMD009	3003 000 5306	133SLBD025
225736	208SLHD024	50030218	140SDEA041	501958692	288ATMD009	3003 000 5631	243ATMD025
225737	208RNDD024	50030231	120SDEA041	502958592	288RNDD010	3003 000 6106	133SLHD025
240974	160PXBK095	50050092	160SDEA041	530044328	140SDEA041	3003 000 6111	153SLHD025
240975	180PXBK095	50060017	130MLBK041	530044329	160SDEA041	3003 000 6113	163SLHD025
241366	248RNDD024	50060018	160MLBK041	SOLO®		3003 000 6117	183SLHD025
241368	288RNDD024	51010051	124MLEA111	6900130	140SDET095	3003 000 6121	203SLHD025
241996	180SDET318	001000663	188RNDD024	6900133	120SDEA095	3003 000 6811	153SLGD025
241997	160SDET318	001000664	208RNDD024	6900342	138SLBK095	3003 000 6813	163SLGD025
242023	130PXBA095	001000665	188ATMD024	6900342	138SLBK095	3003 000 6817	183SLGD025
242024	150PXBA095	001000666	208ATMD024	6900343	158SLGK095	3003 000 9211	153ATMD025
242151	120SDEA041	001000667	238ATMD024	6900372	248RNDD009	3003 000 9213	163ATMD025
246567	140SLBK118	001000668	258ATMD024	6900464	158RNBK095	3003 000 9217	183ATMD025
246568	150SLBK118	001000702	308ATMD024	6900465	188RNBK095	3003 000 9221	203ATMD025
246569	168RNDD024	001000707	168SLGK095	6900467	208RNDK095	3003 000 9413	163RNDD025
246570	208RNDD024	001000708	188SLGK095	6900498	188RNDD009	3003 000 9417	183RNDD025
247063	188SLGD024	001000725	150MLBK095	6900500	138RNBK095	3003 000 9421	203RNDD025
248283	140SDEA318	001000726	160MLBK095	6900641	160SDET095	3003 000 9831	243RNDD025
248284	160SDEA318	001000741	208RNDK095	6900744	140SDEA095	3003 000 9853	363RNDD025
248632	208ATMD024	001000741	188ATMK095	6900861	188SLGK095	3003 001 9213	163ATMD025
248633	248ATMD024	001000743	188RNDK095	6900898	118SLBK095	3003 001 9221	203ATMD025
248634	288ATMD024	001000744	168RNDK095	6900930	144MLEA095	3005 000 4105	124MLEA074
301095	160SDEA318	001000748	413ATMZ031	6900937	288RNDD009	3005 000 4109	144MLEA074
301187	120SDEA318	001000751	303ATMZ031	6900965	124MLEA095	3005 000 4713	163SLBA074
301188	140SDEA318	001000752	363ATMZ031	6900982	144MLET095	3005 000 4805	120SDEA074
301189	180SDEA318	001000764	168RNDD024	690046520	188RNBK095	3005 000 4809	140SDEA074
301325	140SDEA318	001000766	208RNBK095	6900343K	158SLGK095	3005 000 4813	160SDEA074
301326	160SDEA318	001000769	188RNBK095	6900343N	158SLGK095		
301328	180SDEA318	001000773	158RNBK095	6900861N	188SLGK095		
301460	120SDEA318	001000789	258RNDK095	6900930K	144MLET095		
301617	160PXDD276	006000741	188ATMD024	6900930N	144MLEA095		
301618	200PXDD276	006000906	168SLHD024	STIHL®			
323215	180PXBK095	006100929	208SLHD024	3002 000 8052	363ATLE099		
323217	200PXBK095	006200741	188SLHD024	3002 000 8423	213ATME031		
323219	160PXBK095	008100968	258ATMD024	3002 000 9215	173ATLE031		
225735T	188SLHD024	094600170	188SFBK095	3002 000 9231	253ATME031		
225736T	208SLHD024	094600171	168SFBK095	3002 000 9715	173RNDE031		

A041

INTENZ®
T041

SOPIVUUS :

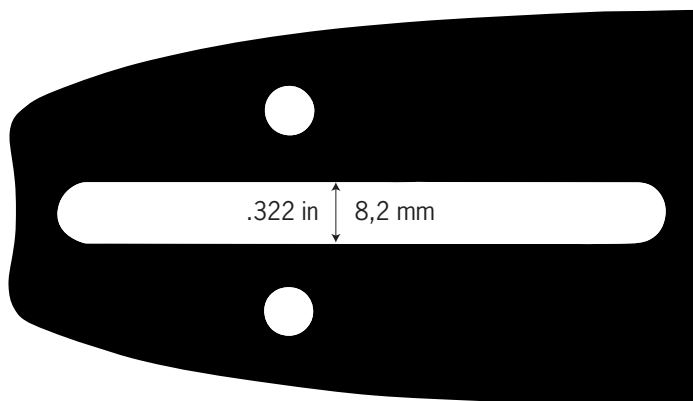
Alpina, Bosch, Castor, Cub Cadet®, Dolmar, Echo®, Efco®, Einhell®, Homelite®, Husqvarna®, Ikra, Jonsered®, Makita®, McCulloch®, Oleo-Mac®, Partner, Poulan®/Poulan Pro®, Ryobi®, Shindaiwa, Skil®, Tanaka®, Zenoah ym..

A041

INTENZ® sovite

T041

- Carlton® sovite – 10
- Windsor® sovite – PKU



A318

INTENZ®
T318

SOPIVUUS :

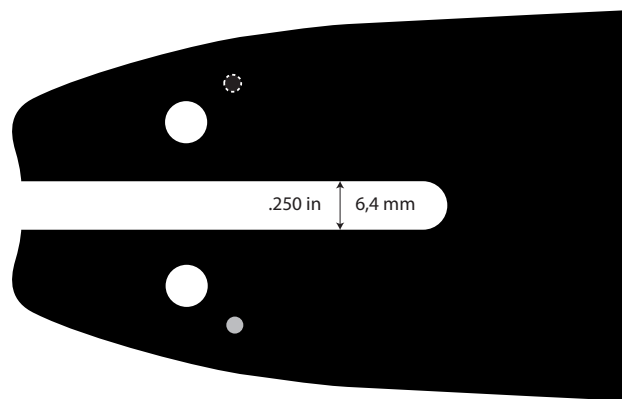
Alko, Black and Decker®, McCulloch®, Ryobi®, Shindaiwa, Stiga®

A318

INTENZ® sovite

T318

- Carlton® sovite – 38



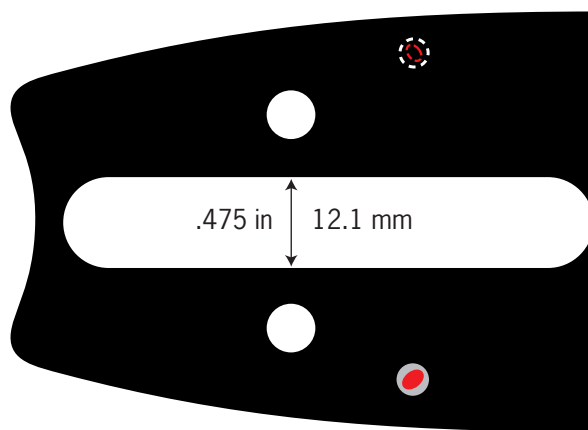
D025

SOPIVUUS :

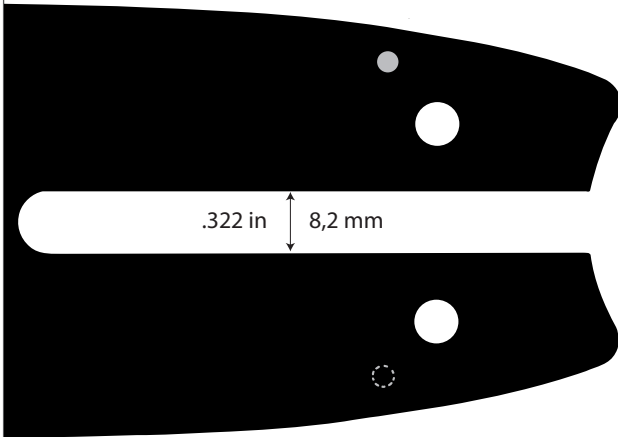
Stihl®

D025

- Carlton® sovite – 42



A074



SOPIVUUS :

Alpina, Castor, Metabo®, Stihl®, Oleo-Mac®

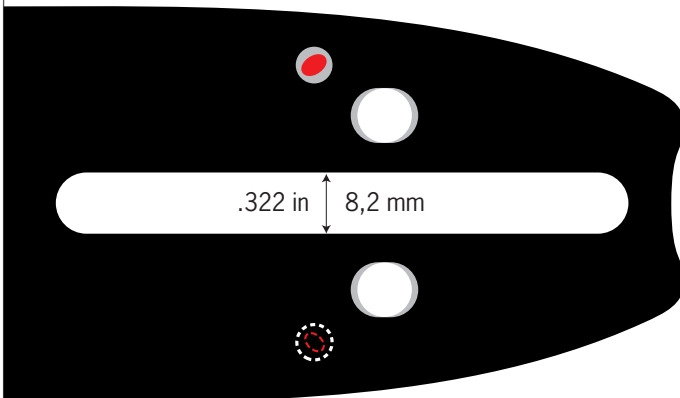
A074

INTENZ® sovite

T074

- Carlton® sovite – 26
- Windsor® sovite – ST

A095



SOPIVUUS :

Alko, Alpina, Castor, Cub Cadet®, Dolmar, Homelite®, Husqvarna®, Jonsered®, Makita®, McCulloch®, Oleo-Mac®, Partner, Pioneer, Poulan®/Poulan Pro®, Shindaiwa, Solo®, Zenoah®, and others

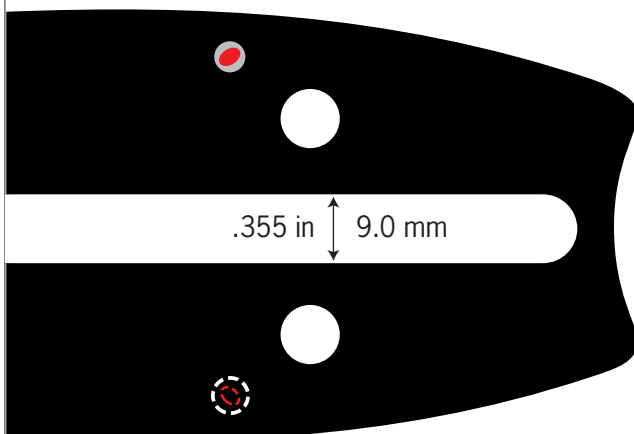
A095

INTENZ® mount

T095

- Carlton® sovite – 01
- Windsor® sovite – CJL

D009

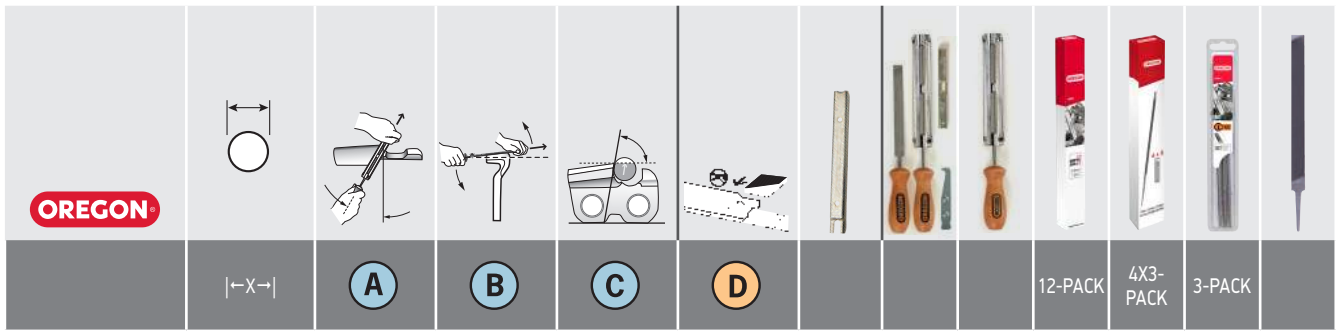


SOPIVUUS :

Alpina, Castor, Dolmar, Husqvarna®, Jonsered®, Makita®, Partner, Shindaiwa, Solo®

D009

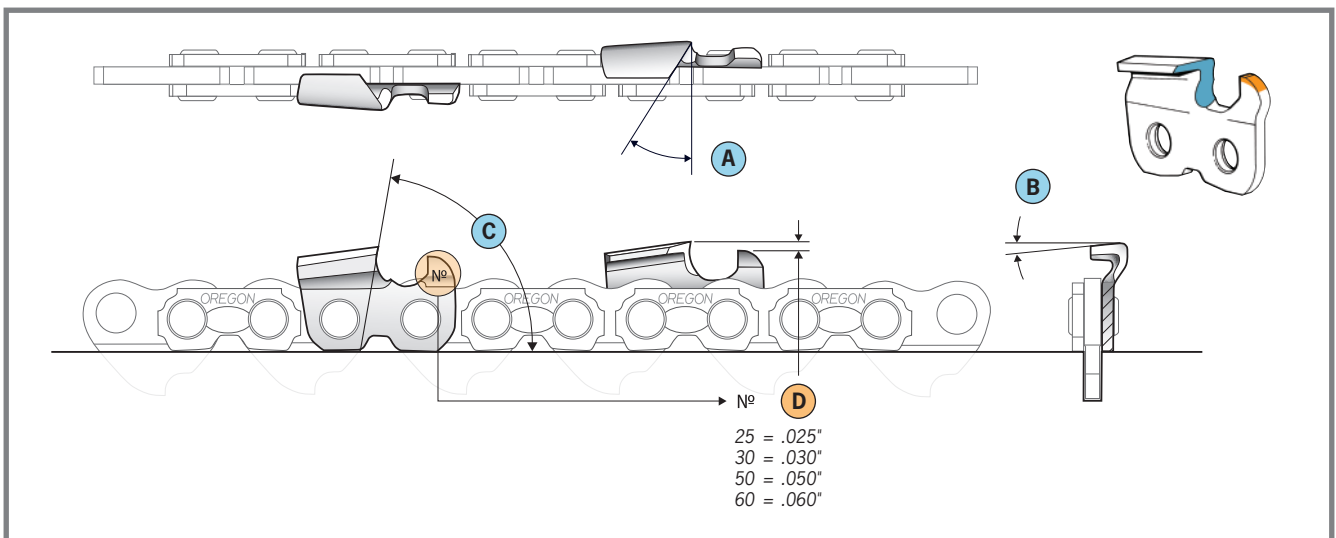
- Carlton® sovite – 81



1/4"												
25A, 25AP	5/32" - 4,0mm	30°	10°	85°	.025"	27530	Q90405	Q16265C	70504	70504T	Q70509C	12211
3/8"												
90SG, 90PX	11/64" - 4,5mm	30°	0°	75°	.025"	27530	Q105860	Q29192C	70511	70511T	Q70512C	12211
91P, 91PX, 91VG	5/32" - 4,0mm	30°	0°	80°	.025"	27530	Q90405	Q16265C	70504	70504T	Q70509C	12211
91VXL, 91VX M91VXL, M91VX	5/32" - 4,0mm	30°	0°	80°	.025"	27530	Q90405	Q16265C	70504	70504T	Q70509C	12211
3/25"												
95VPX	3/16" - 4,8mm	30°	10°	70°	.025"	27530	Q90407	Q18228C	70503	70503T	Q70508C	12211
95TXL	3/16" - 4,8mm	35°	10°	70°	.025"	27530	Q90407	Q18228C	70503	70503T	Q70508C	12211
20, 21, 22BPX 20, 21, 22LPX	3/16" - 4,8mm	30°	10°	70°	.025"	27530	Q90407	Q18228C	70503	70503T	Q70508C	12211
M20, M21, M22LPX	3/16" - 4,8mm	25°	10°	60°	.025"	27530	Q90407	Q18228C	70503	70503T	Q70508C	12211
3/8"												
72, 73, 75DX, DPX	7/32" - 5,5mm	30°	10°	80°	.025"	27530	Q90404	Q13252C	70502	70502T	Q70507C	12211
72, 73, 75 LGX, LPX M72, M73, M75LPX	7/32" - 5,5mm	25°	10°	60°	.025"	27530	Q90404	Q13252C	70502	70502T	Q70507C	12211
72, 73, 75RD	7/32" - 5,5mm	10°	10°	75°	.025"	27530	Q90404	Q13252C	70502	70502T	Q70507C	12211
404"												
26X, 27X	7/32" - 5,5mm	30°	10°	65°	.030"	107488	90406	Q13252C	70502	70502T	Q70507C	12211
27R	7/32" - 5,5mm	10°	10°	75°	.030"	107488	90406	Q13252C	70502	70502T	Q70507C	12211
58, 59L	7/32" - 5,5mm	25°	10°	60°	.025"	27530	Q90404	Q13252C	70502	70502T	Q70507C	12211

Punaisella merkattu poistuvia tuotteita

TEROITUSKULMAT



Soveltuvuus Taulukko

OHJEET

Teräketju										Laippa						Paketit			
A										D						E			
G										Armor Tip						Power Match®			
G										ControlCut™ SpeedCut™ VersaCut™						Pro-Lite®			
G										Pro-Am®						Double Guard®			
G										Paras						Parempi			
G										Hyvä									
G										AT						RN RW GN PM			
G										PXL TXL VXL						SL GL SP GP MG MP			
G										SF SX PX GD MLB						SD DG MLE			
ECHO®										B									
CS-280E, CS-304VL, CS-351VL, CS-302, CS-360WES, 341, 346, 3000, 3400, 3450, CS-280EG, CS-280EVL																			
25	10	C	.050"	1.3	25A / 25AP	9	56E												
30	12						66E											120SDAA041	
35	14						76E											140SDAA041	
ECHO® ./..										F									
40	16						57E					160SPEA041	160SXEA041	160SDEA041*	561660, 543483				
CS-3600, CS-3900, CS400, CS520, CS-4000, CS-4400, CS4500, CS5000, CS-4500, CS-400EVL, CS-440EVL, CS-440EVLH, CS3700, CS4200, CS510, CS4100																			
33	13		.325"	.050"	1.3	20BPX / 20LPX	7	56E											
35	14						61E												

A Taulukko on järjestetty aakosjärjestykseen moottorisahamerkkien mukaan.

B Sahamallit on jaettu omiin ryhmiinsä, joissa näkyy soveltuvat ketjut ja laipat.

C Ryhmät on jaoteltu sopivan ketjumallin mukaan.

D Yleinen vetokehän hampaiden lukumäärä.

E Sahoihin sopivat paketit löytyvät tästä.

F Tähdellä merkittyihin löytyy alareunasta lisätietoja.

G PowerSharp® ketjuja ja laippoja on mahdollista käyttää joissain sahamalleissa.

Teräketju							Laippa						Paketit			
							Armor Tip	Power Match®	ControlCut™ SpeedCut™ VersaCut™	Pro-Lite®	Pro-Am®	Double Guard®				
							Paras			Parempi			Hyvä			
							AT	RN RW GN PM	PXL TXL VXL	SL GL SP GP MG MP	SF SX PX GD MLB	SD DG MLE				

ALKO

E1200, 1400E, 1500E, 2000, 2300, E125, 25A, KS, KSB, KE4000, KE3500 VARIO

30	12	3/8"	.050"	1.3	91P / 91PX / 91VXL	7	45E					120SPEA041	120SXEA041	120SDEA041	561605	564439	542308	PS45E
35	14						52E					140SPEA041	140SXEA041	140SDEA041*	561601		542310	PS52E
40	16						57E					160SPEA041	160SXEA041	160SDEA041*	561660, 543483		542314	PS56E

KB3500, KB4000, KB4500, BKS38-35

30	12	3/8"	.050"	1.3	91P / 91PX / 91VXL	6	44E											
35	14						49E							140SDEA218				
35	14						50E											
40	16						55E							160SDEA218				

140, 240, KB5000

30	12	.325"	.050"	1.3	20BPX / 20LPX	7	55E											
35	14						61E											
35	14	.325"	.050"	1.3	20BPX / 20LPX	7	57E											
40	16						65E											
40	16						66E			160SLGK095								
45	18						72E			180SLGK095								

1074, P21, P26, P28

35	14	.325"	.058"	1.5	21BPX / 21LPX	7	60E											
40	16						69E											
40	16	3/8"	.050"	1.3	72LGX / 72LPX / 72DX / 72DPX	7	59E											
40	16						60E			160SLHD176								
45	18						64E			180SLHD176								
45	18						66E											
50	20						69E											
50	20						70E	200RNDD176		200SLHD176								

251, 261, 460, 480, FARMERSAW

40	16	3/8"	.058"	1.5	73LGX / 73LPX / 73DX / 73DPX	7	60E											
45	18						64E			188SLHD176								
45	18						66E											
50	20						72E	8873D										


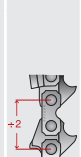











170


38	15	3/8"	.063"	1.6	75LGX / 75LPX / 75DX / 75DPX	7	56E											
45	18						64E											
50	20						70E											


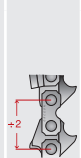










KE 40

30	12	3/8"	.050"	1.3	91P / 91PX / 91VXL	6	45E									564439		
35	14						50E											

B

Teräketju								Laippa						Paketit				
								Armor Tip	Power Match®	ControlCut™ SpeedCut™ VersaCut™	Pro-Lite®	Pro-Am®	Double Guard®					
								Paras			Parempi			Hyvä				
								AT	RN RW GN PM	PXL TXL VXL	SL GL SP GP MG MP	SF SX PX GD MLB	SD DG MLE					
40	16						56E											
ALPINA®																		
330, 380, Euro-35, Euro-40, 432, 438, Euro 45, P 34, PR350																		
30	12	3/8"	.050"	1.3	91P / 91PX / 91VXL	6	44E											
35	14						50E											
40	16						56E											
45	18						60E											
ELECTRIC, E120, E130, ES182, ES202, E150, KS1400B, KS 1500B, A-10E, A-14E, 352, 382																		
30	12	3/8"	.050"	1.3	91P / 91PX / 91VXL	7	44E			120SPEA041	120SXEA041	120SDEA041	561605		542308	PS45E		
35	14						52E			140SPEA041	140SXEA041	140SDEA041*	561601		542310	PS52E		
40	16						57E			160SPEA041	160SXEA041	160SDEA041*	561660, 543483		542314	PS56E		
Elettra 160, Elettra 170, 270, 280, Energy 1.6, Energy 1.8, Sinergy 35, Sinergy 40																		
30	12	3/8"	.050"	1.3	91P / 91PX / 91VXL	6	44E			120SPEA074	120SXEA074	120SDEA074			542309	PS44E		
35	14						50E			140SPEA074	140SXEA074	140SDEA074	559166, 543482		542311	PS50E		
40	16						55E			160SPEA074	160SXEA074	160SDEA074	561603, 543484		542315	PS55E		
40	16						56E											
P360, P370, P390, P391Q, P361																		
30	12	3/8"	.050"	1.3	91P / 91PX / 91VXL	7	44E											
35	14						50E			140SPEA074	140SXEA074	140SDEA074	559166, 543482		542311	PS50E		
40	16						56E			160SPEA074	160SXEA074	160SDEA074	561603, 543484		542315	PS55E		
P370, P410, 402, 422, 442																		
33	13	.325"	.050"	1.3	95VPX / 95TXL	7	56E							564445				
40	16						64E											
P470, 480, 462, 472, 482																		
40	16	.325"	.050"	1.3	95VPX / 95TXL	7	66E			160TXLBK095		160MLBK095	581620					
45	18						72E			180TXLBK095		180MLBK095						
PROF-41, PROF-45, P500, A40, A40E, PROF41, PROF45, P400, P450, P500, P460, P510, PRO540, PRO600																		
30	12	.325"	.050"	1.3	20BPX / 20LPX	7	55E											
35	14						61E											
40	16						65E											
45	18						72E	180RNBK095		180SLGK095								
PROF-41, PROF-45, P500, A40, A40E, PROF41, PROF45, P400, P450, P500, P460, P510, PRO540, PRO600, P522																		
30	12	.325"	.050"	1.3	20BPX / 20LPX	7	55E											
35	14						61E											
40	16						65E											
45	18						72E											
33	13	.325"	.058"	1.5	21BPX / 21LPX	7	56E			138PXLBK095	138SLBK095	138PXBK095	543479					

Teräketju								Laippa							Paketit			
								Armor Tip	Power Match®	ControlCut™ SpeedCut™ VersaCut™	Pro-Lite®	Pro-Am®	Double Guard®					
								Paras			Parempi				Hyvä			
								AT	RN GN	RW PM	PXL TXL VXL	SL SP GP MG MP	SF SX PX GD MLB	SD DG MLE				
35	14						61E											
40	16						66E			168PXLBK095	168SLBK095							
45	18						72E		188RNBK095	188PXLBK095	188SLBK095							
50	20						78E				208SLBK095							
PROF-41, PROF-45, P500, A40, A40E, PROF41, PROF45, P400, P450, P500, P460, P510, PRO540, PRO600																		
33	13	.325"	.058"	1.5	21BPX / 21LPX	7	56E			138PXLBK095	138SLBK095	138PXBK095		543479				
35	14						61E											
40	16						66E			168PXLBK095	168SLBK095							
45	18						72E		188RNBK095	188PXLBK095	188SLBK095							
50	20						78E											
PRO55, PRO56, PROF-65, PROF-66, 600, 600i, P650																		
40	16	3/8"	.050"	1.3	72LGX / 72LPX / 72DX / 72DPX	7	59E											
45	18						68E											
40	16	3/8"	.058"	1.5	73LGX / 73LPX / 73DX / 73DPX	7	59E											
45	18						64E											
45	18						68E	188ATMK095	188RNDK095	188VXLHZ095	39450							
50	20						72E	208ATMK095	208RNDK095	208VXLHK095	208SLHK095							
PROF-700, PROF-800, P700, P750, P800, P660, P680																		
45	18	3/8"	.058"	1.5	73LGX / 73LPX / 73DX / 73DPX	7	68E	188ATMD009	188RND009	188VXLHD009	188SLHD009	188SFHD009		556288				
50	20						72E	208ATMD009	208RND009	208VXLHD009	208SLHD009	208SFHD009		556431				
55	22	3/8"	.063"	1.6	75LGX / 75LPX / 75DX / 75DPX	7	75E	223ATMD009										
60	24						84E	243ATMD009										
60	24	.404"	.063"	1.6	59L / 59AC / 27X / 27PX		76E	243ATMD009										
0-70, 0-70 TENDIMATIC, 0-70 SPECIAL, PROF-70																		
38	15	3/8"	.063"	1.6	75LGX / 75LPX / 75DX / 75DPX	7	55E											
45	18						65E		183RND029									
50	20						69E											
0-90, PROF-90, PROF-120																		
53	21	.404"	.063"	1.6	59L / 59AC / 27X / 27PX	7	71E											
63	25						82E											
ALPINA® ./..																		
75	30						94E											
92	36						107E											
BLACK AND DECKER®																		
Alligator LP 1000																		
15	6	1/4"	.050"	1.3	25A / 25AP	9	40E											
25	10						42E											

Teräketju							Laippa						Paketit				
							Armor Tip	Power Match®	ControlCut™ SpeedCut™ VersaCut™	Pro-Lite®	Pro-Am®	Double Guard®					
							Paras			Parempi			Hyvä				
							AT	RN RW GN PM	PXL TXL VXL	SL GL SP GP MG MP	SF SX PX GD MLB	SD DG MLE					

PP2018, CSC818, LH1600, GKC1817

20	8	3/8"	.043"	1.1	90SG / 90PX	5	34E										
40	16	3/8"	.050"	1.3	91P / 91PX / 91VXL	6	56E										

CS30, CS35, DN400, DN401, DN402, DN404, DN412, DN416, GK425, GK330, GK310, GK1935, GK320, GK321, GK322, GK35, GK330, GK430, GK435, GK440, GK535, GK540, GK1440, GK1630, GK1635, GK1640, GK1940

25	10	3/8"	.050"	1.3	91P / 91PX / 91VXL	6	39E					100SDEA218					
30	12						44E										
35	14						49E					140SDEA218					
40	16						56E					160SDEA218					

DN301, DN302,

25	10	3/8"	.050"	1.3	91P / 91PX / 91VXL	6	39E										
30	12						45E										

BOSCH

AKE30/17S, AKE35/17S, AKE30-18S, AKE40S, AKE 40/17s, AKE35, AKE30S, AKE36S, AKE30-19S, 35-19S, 40-19S, AKE40-19S, 40-19PRO, AKE-35-18S

30	12	3/8"	.043"	1.1	90SG / 90PX	7	45E					124MLEA041	564439				
35	14						52E					144MLEA041					
40	16						57E					164MLEA041					

1586.7, 1586.8, AKE30B, AKE30LI, AKE35B, AKE40B, GKE35BC, GKE40BC, PKE25, PKE30B, PKE35B, PKE40, AKE35-19PRO, 40-19PRO, BULLCRAFT

30	12	3/8"	.050"	1.3	91P / 91PX / 91VXL	6	45E			120SPEA041	120SDEA041	561605	564439	542308	PS45E
35	14						52E			140SPEA041	140SDEA041*	561601		542310	PS52E
40	16						57E			160SPEA041	160SDEA041*	543483		542314	PS56E

BES1300B, KS400S, KS40S, KSE1300B, KSE30,

30	12	3/8"	.050"	1.3	91P / 91PX / 91VXL	6	44E										
35	14						49E					140SDEA218					
40	16						55E					160SDEA218					

KS450

40	16	.325"	.050"	1.3	20BPX / 20LPX	7	65E										
----	----	-------	-------	-----	---------------	---	-----	--	--	--	--	--	--	--	--	--	--

BOSCH ./..

40	16						66E			160SLGK095							
45	18						72E			180SLGK095							


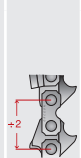













DOLMAR®

AS-1212, PS221, PS-34, PS-3, PS221, PS222

12	5	1/4"	.050"	1.3	25A / 25AP	6	42E										
25	10		.050"	1,3	25A / 25AP		60E										

ES-31, ES-36, ES40, ES32, ES37, ES4, ES5, PS221, PS222, ES41, ES32, ES-38A, ES-42A

30	12	3/8"	.043"	1.1	90SG / 90PX	6	45E					124MLEA041	564439				
30	12						46E										
35	14						52E					144MLEA041					
40	16						56E										

Teräketju						Laippa						Paketit			
															
						Armor Tip	Power Match®	ControlCut™ SpeedCut™ VersaCut™	Pro-Lite®	Pro-Am®	Double Guard®				
						Paras			Parempi			Hyvä			
AT		RN RW GN PM		PXL TXL VXL		SL GL SP GP MG MP		SF SX PX GD MLB		SD DG MLE					

ES-152A, ES-162A, ES172A, PS-34, PS3410, PS350, PS-3300TH, PS-330, PS-340, PS34, PS45, PS3410, PS41, PS-341, PS-344, PS-400, ES41, PS390, ES40, ES6, PS-401, PS-33, 100, 102, 103, 105, 108, ES37, CS2040, 101, 104, 106, ES152, ES172, ES151, ES140, 275, ES30, ES2035, ES162, ES3, ES160, 285, ES161, ES2040, ES2035, ES153, ES183, ES173, ES163

30	12	3/8"	.050"	1.3	91P / 91PX / 91VXL	6	45E				120SPEA041	120SXEA041	120SDEA041	561605	564439	542308	PS45E
30	12						46E										

DOLMAR® ./..

35	14						52E				140SPEA041	140SXEA041	140SDEA041*	561601		542310	PS52E
40	16						56E										
40	16						57E				160SPEA041	160SXEA041	160SDEA041*	561660, 543483		542314	PS56E

PS-410, PS-411, PS420

33	13	.325"	.050"	1.5	95VPX / 95TXL	7	56E							130MLBK041	564445		
38	15						64E							150MLBK041			
45	18						72E							180MLBK041			

111, 115i, PS5000, PS4600, 110, 109, PS510, PS540, PS5100S, PS500, PS460

33	13	.325"	.050"	1.3	95VPX / 95TXL	7	56E			130TXLBK095	130MPBK095	130MLBK095		581621	564445		
38	15						64E			150TXLBK095	150MPBK095	150MLBK095					
45	18						72E			180TXLBK095	180MPBK095	180MLBK095		581619			

PS-4605


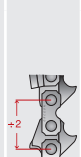










28	11	.325"	.058"	1.5	21BPX / 21LPX	7	52E										
33	13						56E	138RNBK095	138PXLBK095	138SLBK095	138PXBK095			543479			
35	14	.325"	.058"	1.5	21BPX / 21LPX		60E										
38	15						64E	158RNBK095	158VXLGK095	158SLGK095							
38	15						64E	158RNBK095	158PXLBK095	158SLBK095	158PXBK095			543486			
40	16						66E		168PXLBK095	168SLBK095							
40	16						66E		168VXLGK095	168SLGK095	168PXBK095						
40	16						68E										
45	18						72E		188PXLBK095	188SLBK095							
45	18						72E	188RNBK095	188VXLGK095	188SLGK095	188PXBK095			556429			
50	20						78E	208RNBK095	208VXLGK095	208SLGK095							


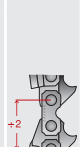









109, PS-43, 112, 111, PS-52, 117, 115, PS5000, PS5105, PS4600

38	15	3/8"	.058"	1.5	73LGX / 73LPX / 73DX / 73DPX	7	56E				158SLHK153						
43	17						64E	178ATMB083	178RNDB083								
45	18						64E				188SLHK153						
50	20						72E	208RNDB083			208SLHK153						
53	21						72E										

112, 113, 114, 116, ES-1800

28	11	.325"	.058"	1.5	21BPX / 21LPX	7	52E										
33	13						56E	138RNBK095	138PXLBK095	138SLBK095	138PXBK095			543479			
35	14						60E										
38	15						64E	158RNBK095	158VXLGK095	158SLGK095							

Teräketju							Laippa						Paketit				
							Armor Tip	Power Match®	ControlCut™ SpeedCut™ VersaCut™	Pro-Lite®	Pro-Am®	Double Guard®					
							Paras			Parempi			Hyvä				
							AT	RN RW GN PM	PXL TXL VXL	SL GL SP GP MG MP	SF SX PX GD MLB	SD DG MLE					
38	15					64E	158RNBK095	158PXLBK095	158SLBK095	158PXBK095			543486				
40	16					66E		168PXLBK095	168SLBK095								
40	16					66E		168VXLGK095	168SLGK095	168PXBK095							
40	16					68E											
45	18					72E		188PXLBK095	188SLBK095								
DOLMAR® ./..																	
45	18					72E	188RNBK095	188VXLGK095	188SLGK095	188PXBK095			556429				
50	20					78E	208RNBK095	208VXLGK095	208SLGK095								
117, 119, 120, 219, PS-6000i, PS6000iH, PS6800i, PS6800iH, 120Si, 1231																	
38	15	3/8"	.058"	1.5	73LGX / 73LPX / 73DX / 73DPX	7	56E			158SLHK153							
43	17						64E	178ATMB083	178RNDB083								
45	18						64E			188SLHK153							
50	20						72E	208RNDB083		208SLHK153							
53	21						72E										
122, 123, 133, 143, CA, KMS4, PS9000, PS9010, 153, 152, 144, 186																	
43	17	3/8"	.058"	1.5	73LGX / 73LPX / 73DX / 73DPX	8	64E										
50	20						72E	208ATMD033	208RNDD033								
58	23						80E										
74	29						96E										
PS-6400, PS-7300, PS-7900, PS9000 and PS9010: from S/N 035252																	
38	15	3/8"	.058"	1.5	73LGX / 73LPX / 73DX / 73DPX	7	56E			158VXLHD009	158SLHD009	158SFHD009		556286			
38	16						60E			168VXLHD009	168SLHD009	168SFHD009					
45	18						68E	188ATMD009		188VXLHD009	188SLHD009	188SFHD009		556288			
50	20						72E	208ATMD009		208VXLHD009	208SLHD009	208SFHD009		556431			
60	24						84E	248ATMD009									
70	28						92E	288ATMD009									
144, 153, 166PD, CA, CC, CT, DD217, 133																	
43	17	.404"	.063"	1.6	59L / 59AC / 27X / 27PX	7	61E	173ATMD033									
53	21						70E										
ECHO®																	
CS-280E, CS-304VL, CS-351VL, CS-302, CS-360WES, 341, 346, 3000, 3400, 3450, CS-280EG, CS-280EVL																	
25	10	1/4"	.050"	1.3	25A / 25AP	9	56E										
30	12						66E						120SDAA041				
35	14						76E						140SDAA041				

Teräketju							Laippa						Paketit			
							Armor Tip	Power Match®	ControlCut™ SpeedCut™ VersaCut™	Pro-Lite®	Pro-Am®	Double Guard®				
							Paras			Parempi			Hyvä			
							AT	RN RW GN PM	PXL TXL VXL	SL GL SP GP MG MP	SF SX PX GD MLB	SD DG MLE				

ECHO® /..

CS-280TES, CS-285EVL, CS-290EVL, CS-27WES, CS-310ES, CS-352ES, CS-300EVL, CS-280E, CS-301, CS-260T/TES, CS305, CS341, CS346, CS-320T/TES, CS-350T/TES, CS-360TES, CS-360WES, CS-361WES, CS-302, CS-315, ECS150, ECS1850FT, CS-320EVL, CS-328, CS-340, CS-345, CS351, CS-330EVL, CS-360EVL, CS370, E155, CS-2800, CS-2900, S2000, CS3000, CS3050, CCS3400, CS3450, CS4400, ECS150, ECS1850FT, S2600, CS-3000, CS-3400, C2700, CS-3050, CS-3500, CS-350,

30	12	3/8"	.050"	1.3	91P / 91PX / 91VXL	6	45E					120SPEA041	120SXEA041	120SDEA041	561605	564439	542308	PS45E
30	12						47E											
35	14						52E					140SPEA041	140SXEA041	140SDEA041*	561601		542310	PS52E
35	14						53E											
40	16						57E					160SPEA041	160SXEA041	160SDEA041*	561660, 543483			

CS-3600, CS-3900, CS-400, CS-520, CS-4000, CS-4400, CS4500, CS5000, CS-4500, CS-400EVL, CS-440EVL, CS-440EVLH, CS3700, CS4200, CS510, CS4100

33	13	.325"	.050"	1.3	20BPX / 20LPX	7	56E											
35	14						61E											
38	15						64E											
40	16						66E					160SLGK041						
45	18						72E					180SLGK041						

CS-5000, CS-5500, CS-5501, CS-6700

40	16	.325"	.058"	1.5	21BPX / 21LPX	7	67E											
45	18						72E					188SLGD176						

CS-3600, CS-360EVL, CS-3700ES, CS-4200, CS-420ES, CS-450, CS-680, CS-8002, CS-4000, CS-400EVL, CS-4010, CS-440EVL, CS-4500, CS-4510, CS-4600, CS-4610, CS-5000, 5100, CS-4400, CS-4200, CS-390ESX, CS-452ESX, CS-501SX


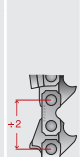










33	13	.325"	0,50"	1,3	95VPX / 95TXL	7	56E			130TXLBK041	130MLBK041							
38	15						64E				150MLBK041							
40	16						66E				160MLBK041							
45	18						72E				180SLGK041							
33	13	.325"	.058"	1.5	21BPX / 21LPX	7	56E			138PXLBK041	138SLBK041	138PXBK041						
38	15						64E			158PXLBK041	158SLBK041	158PXBK041						
38	15						64E			158VXLGK041	158SLGK041							
40	16						66E	168RNBK041	168VXLGK041	168SLGK041	168PXBK041							
45	18						72E		188VXLGK041	188SLGK041	188PXBK041							

CS-60S, CS-451VL, CS-452VL, CS-500EVL, CS-500VL, CS-510EVL, CS-550EVL, CS-600EVL, CS-602VL, CS-610EVL, CS-706, CS-650EVL, CS-660EVL, CS-670, CS-701, CS-702VL, CS750EVL, CS-501, CS-601, CS-750VL, CS-5500, 6700, 8000, CS-620SX, CS-610

33	13	3/8"	.050"	1.3	72LGX / 72LPX / 72DX / 72DPX	7	52E											
38	15						56E											
40	16						59E											
40	16						60E					160SLHD176						
45	18						64E					180SLHD176						
50	20						69E											
50	20						70E	200RNDD176				200SLHD176						
60	24						81E	240RNDD176										

CS-5501, CS-6700, 6702, 6800, CS-6701, CS-8000, CS-5000, CS-6700, CS-8000, 8001, CS-610, CS-620SX

33	13	3/8"	.058"	1.5	73LGX / 73LPX / 73DX / 73DPX	7	52E											
----	----	------	-------	-----	------------------------------	---	-----	--	--	--	--	--	--	--	--	--	--	--

Teräketju							Laippa							Paketit			
							Armor Tip	Power Match®	ControlCut™ SpeedCut™ VersaCut™	Pro-Lite®	Pro-Am®	Double Guard®					
							Paras			Parempi			Hyvä				
							AT	RN RW GN PM	PXL TXL VXL	SL GL SP GP MG MP	SF SX PX GD MLB	SD DG MLE					
38	15																
40	16																
40	16																
ECHO® ./..																	
45	18											188SLHD176					
50	20																
50	20							8873D									
60	24																
CS-900EVL, CS1001																	
43	17	.404"	.063"	1.6	59L / 59AC / 27X / 27PX	7	62E										
53	21						72E										
63	25						82E										
75	30						92E										
CS-1100VL, CS-1200, 1201																	
53	21	.404"	.063"	1.6	59L / 59AC / 27X / 27PX	7	72E	213ATLE086									
63	25						84E	253ATLE099									
EFCO®																	
PT2500																	
25	10	3/8"	.043"	1.1	90SG / 90PX	6	39E							104MLEA318			
131, 132, 125, 3600, 4000, MT350, MT3500																	
25	10	3/8"	.050"	1.3	91P / 91PX / 91VXL	6	40E						100SDEA041		564268	551639	PS40E
30	12						45E			120SPEA041	120SXEA041	120SDEA041	561605			542308	PS45E
35	14						52E			140SPEA041	140SXEA041	140SDEA041*	561601			542310	PS52E
40	16						56E			160SPEA041	160SXEA041	160SDEA041*	561660, 543483			542314	PS56E
134, 135, 114E, 115, 116E, 117E, 136, 140, 140S, 119																	
30	12	3/8"	.050"	1.3	91P / 91PX / 91VXL	6	44E										
35	14						49E										
40	16						56E							160SDEA129			
138, 141																	
33	13	.325"	.050"	1.3	95VPX / 95TXL	7	56E			130TXLBK095	130MPBK095	130MLBK095		581621	564445		
38	15						64E			150TXLBK095	150MPBK095	150MLBK095					
EFCO® ./..																	
40	16						66E			160TXLBK095	160MPBK095	160MLBK095					
45	18						72E			180TXLBK095	180MPBK095	180MLBK095		581619			
140S																	
33	13	.325"	.050"	1.3	95VPX / 95TXL	7	56E					130MLBK041			564445		
40	16						66E					160MLBK041					

Teräketju							Laippa						Paketit			
							Armor Tip	Power Match®	ControlCut™ SpeedCut™ VersaCut™	Pro-Lite®	Pro-Am®	Double Guard®				
							Paras			Parempi			Hyvä			
							AT	RN RW GN PM	PXL TXL VXL	SL GL SP GP MG MP	SF SX PX GD MLB	SD DG MLE				

142, 146, 151, 156, 162, 147, 152, 165

28	11	.325"	.058"	1.5	21BPX / 21LPX	7	52E									
33	13						56E	138RNBK095	138PXLBK095	138SLBK095	138PXBK095		543479			
35	14						60E									
38	15						64E	158RNBK095	158VXLGK095	158SLGK095						
40	16						66E	168RNBK095	168VXLGK095	168SLGK095	168PXBK095					
40	16						68E									
45	18						72E	188RNBK095	188VXLGK095	188SLGK095	188PXBK095		556429			
50	20						78E	208RNBK095	208VXLGK095	208SLGK095						

170, 180, 171, 181

40	16	3/8"	.058"	1.5	73LGX / 73LPX / 73DX / 73DPX	7	60E			168SLHD024	168SFHD024					
45	18						68E	188ATMD024		188SLHD024	188SFHD024					
50	20						72E	208ATMD024		208SLHD024	208SFHD024					
58	23						80E									
63	25						88E									
75	30						98E	308ATMD024*								
40	16	.404"	.058"	1.5	58L / 26X	7	55E									
45	18						62E	188ATMD024								
50	20						66E	208ATMD024								
58	23						73E									

199


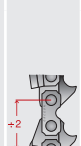










43	17	.404"	.063"	1.6	59L / 59AC / 27X / 27PX	7	60E	173ATLE031	173RNFE031							
53	21						68E	213ATME031	213RNFE031							
63	25						80E									
75	30						92E									
90	36						108E									
104	41						123E									

EINHELL
EKS25, EKS35

25	10	3/8"	.050"	1.3	91P / 91PX / 91VXL	7	41E									
30	12						47E									
35	14						54E									
40	16						58E									

EINHELL ./.
40A, 41, MKS30, MKS40AV

30	12	3/8"	.050"	1.3	91P / 91PX / 91VXL	7	45E						564439			
35	14						52E									
40	16						56E									

Teräketju							Laippa							Paketit					
							Armor Tip	Power Match®	ControlCut™ SpeedCut™ VersaCut™	Pro-Lite®	Pro-Arm®	Double Guard®							
							Paras			Parempi			Hyvä						
							AT	RN RW GN PM	PXL TXL VXL	SL GL SP GP MG MP	SF SX PX GD MLB	SD DG MLE							
PES30, PES34, PES34, PES35, PES40, PROFI, KSE1640, KSE1435, EKS1650, PES 1640, PES 1540, KSE1435, KSE1635, KSE, BG-PC 4040, BG-EC 1840TC, KSE1640, KSE2000, PKS1635, PKS1840																			
30	12	3/8"	.050"	1.3	91P / 91PX / 91VXL	7	45E						120SPEA041	120SXEA041	120SDEA041	561605	564439	542308	PS45E
35	14						52E						140SPEA041	140SXEA041	140SDEA041*	561601		542310	PS52E
40	16						57E						160SPEA041	160SXEA041	160SDEA041*	561660, 543483		542314	PS56E
PKS45/1AV, PKS50/1AV																			
28	11	.325"	.058"	1.5	21BPX / 21LPX	7	52E												
33	13						56E	138RNBK095	138PXLBK095	138SLBK095	138PXBK095					543479			
35	14						60E												
38	15						64E	158RNBK095	158VXLGK095	158SLGK095									
QG-PC 4645																			
40	16	.325"	0.58"	1.5			66E	168RNBK095	168VXLGK095	168SLGK095	168PXBK095								
40	16						68E												
QG-PT3043, BG-PC 5045																			
45	18	.325"	0.58"	1.5			72E	188RNBK095	188VXLGK095	188SLGK095	188PXBK095					556429			
50	20						78E	208RNBK095	208VXLGK095	208SLGK095									
HITACHI																			
CS280A, CS280B, CS30EH, CS350A, CS350B, CS35B																			
30	12	3/8"	.050"	1.3	91P / 91PX / 91VXL	6	45E						120SPEA041	120SXEA041	120SDEA041	561605	564439	542308	PS45E
35	14						52E						140SPEA041	140SXEA041	140SDEA041*	561601		542310	PS52E
40	16						57E						160SPEA041	160SXEA041	160SDEA041*	561660, 543483		542314	PS56E
HITACHI CS38EK, CS40EL, CS45EM, CS 33 EA, CS33ET, CS 33 EB																			
38	15	.325"	.050"	1.3	95VPX / 95TXL	7	64E						150MPBK041		150MLBK041			564452	
40	16					7	66E						160MPBK041		160MLBK041				
HOMELITE®																			
20AV, 23AV, 27, 3300, 3350, 3550, 3800, 3335, 3850, 4500, 4550, PS33, RANGER, 3314, 3316, 3300, CS40, TIMBERMAN, UT10901, UT10926, UT10974																			
30	12	3/8"	.050"	1.3	91P / 91PX / 91VXL	6	45E						120SPEA041	120SXEA041	120SDEA041	561605	564439	542308	PS45E
35	14						52E						140SPEA041	140SXEA041	140SDEA041*	561601		542310	PS52E
40	16						56E						160SPEA041	160SXEA041	160SDEA041*	561660, 543483		542314	PS56E
192, 200, 240SL, 245SL, SUPER2/2CC, 180Series, 190, 192, SUPER2SL, ELELECTRIC, XL, XL-10, XL2 CC, XL2SUPER, XLTI, BANDIT LX30, EL14, SABRE 31, 33, 205																			
20	8	3/8"	.050"	1.3	91P / 91PX / 91VXL	6	37E												
25	10						42E												
30	12						48E						120GPEA061						
30	12						49E												
35	14						52E												
35	14						53E								140DGEA061				
40	16						59E												

Teräketju								Laippa						Paketit			
								Armor Tip	Power Match®	ControlCut™ SpeedCut™ VersaCut™	Pro-Lite®	Pro-Am®	Double Guard®				
								Paras			Parempi			Hyvä			
								AT	RN RW GN PM	PXL TXL VXL	SL GL SP GP MG MP	SF SX PX GD MLB	SD DG MLE				

30, 150, EZ, EZAUTO, 130, MINI, SUPEREZAUTO, SUPERXLMINI, EZ250, 252, VISUPERMINI, VI-123, VI-125, XL-76, XL100SERIES, XL250, 415b, 4550b, 3816, 4528, 4520, 4016

30	12	.325"	.050"	1.3	20BPX / 20LPX	8	54E										
33	13						56E										
35	14						61E										
40	16						67E										
45	18						72E			180SLGK095							
50	20						78E	200RNBK095									

290, 300, 340 MINI SL, 150, CS-40

30	12	3/8"	.050"	1.3	72LGX / 72LPX / 72DX / 72DPX	7	49E										
35	14						54E										
40	16						59E										

HOMELITE® ./..

45	18						64E										
50	20						70E										
60	24						81E										


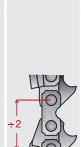









250, 252, 290, 290C, 300, 340, 340C, 3850B, 415b, 4550b, HSC4040, 4545

33	13	.325"	.050"	1.3	20BPX / 20LPX	8	57E										
35	14						61E										
38	15						65E										
40	16						66E										
40	16						69E										
45	18						73E			180SLGK095							
33	13	.325"	.058"	1.5	21BPX / 21LPX	7	57E	138RNBK095	138PXLBK095	138SLBK095	138PXBK095		543479				
35	14						61E										
38	15						65E	158RNBK095	158VXLGK095	158SLGK095							
38	15						65E	158RNBK095	158PXLBK095	158SLBK095	158PXBK095		543486				
40	16						67E	168RNBK095	168VXLGK095	168SLGK095	168PXBK095						
40	16						69E										
45	18						73E	188RNBK095	188VXLGK095	188SLGK095	188PXBK095		556429				
50	20						78E	208RNBK095	208VXLGK095	208SLGK095							

330, 350, 360AO, 360SL, 700, 800, 825, 460, 400, 540, 410, 450, 450SL, 550, 850, 825, 900, 922, 923, 400, 700, 800, 550SL, 650, 750, 925, 955, SUPERXLAUTO, SXLAO, SXL925, XL12, 8800

40	16	3/8"	.050"	1.3	72LGX / 72LPX / 72DX / 72DPX	7	60E										
50	20						70E			200GLHD196							
60	24						81E										
67	27						93E										
73	29						98E										

Teräketju							Laippa						Paketit			
							Armor Tip	Power Match®	ControlCut™ SpeedCut™ VersaCut™	Pro-Lite®	Pro-Am®	Double Guard®				
							Paras			Parempi			Hyvä			
							AT	RN RW GN PM	PXL TXL VXL	SL GL SP GP MG MP	SF SX PX GD MLB	SD DG MLE				
1000XP, 1020, 2100, 700DSERIES, S1050AUTO																
43	17	3/8"	.063"	1.6	75LGX / 75LPX / 75DX / 75DPX	7	68E									
53	21						78E									
63	25						90E									
SUPER1050XP, WIZ, XSERIES, XP SERIES, XP2000, ZIP																
43	17	.404"	.063"	1.6	59L / 59AC / 27X / 27PX	7	62E									
53	21						71E									
63	25						82E									
360																
43	17	.404"	.063"	1.6	59L / 59AC / 27X / 27PX	7	62E									
53	21						71E									
HUSQVARNA®																
327P4, 237P5X, 327P5X, 327PT5S																
25	10	3/8"	.043"	1,1	90SG / 90PX	6	40E								564454	
HUSQVARNA® ./..																
30	12						45E									
T435, 436Li 536LiPX, T540XP, T425																
25	10	3/8"	.043"	1,1	90SG / 90PX		40E								564454	
30	12						45E									
35	14						52E									
325P4X, 325P4x, 323P4, T425																
25	10	3/8"	.050"	1.3	91P / 91PX / 91VXL	6	40E								564268	
250PS, 23, 36, 41, 136, 137, 141, 142, 236e*, 240e*, 243, E16, E316, E317, E321 (*Laipan sopivuus voi olla erilainen ei vuosimalleilla)																
20	8	3/8"	.050"	1.3	91P / 91PX / 91VXL	6	32E									
30	12						45E			120SPEA041	120SXEA041	120SDEA041	561605	564439	542308	PS45E
35	14						52E			140SPEA041	140SXEA041	140SDEA041*	561601		542310	PS52E
40	16						56E			160SPEA041	160SXEA041	160SDEA041*	561660, 543483		542314	PS56E
45	18						62E					180SDEA041				
135, 136, 137, 141, 142, 236e*, 240e*, 243, 315 EL, 317 EL, 321 EL, 333, 334T, 335XPT, 338XPT, T435, T540XP, 1400 EL, 1500 EL, 1600 EL																
30	12	3/8"	.050"	1.3	91P / 91PX / 91VXL	6	45E			120SPEA095		120SDEA095		564439		
35	14						52E			140SPEA095		140SDEA095			542312	PS52E
40	16						56E			160SPEA095		160SDEA095			542317	PS56E
45	18						60E					180SDEA095				
HUSKY32, HUSKY38																
30	12	3/8"	.050"	1.3	91P / 91PX / 91VXL	6	47E									
35	14						53E									
40	16						58E									

Teräketju							Laippa							Paketit			
							Armor Tip	Power Match®	ControlCut™ SpeedCut™ VersaCut™	Pro-Lite®	Pro-Am®	Double Guard®					
							Paras			Parempi				Hyvä			
							AT	RN RW GN PM	PXL TXL VXL	SL GL SP GP MG MP	SF SX PX GD MLB	SD DG MLE					

33, 36, 40, 41, 42, 44, 45, 49, 50, 51, 55, 57, 124, 133, 134, 234, 238, 240, 242XP, 246, 254XP, 257, 261, 262, 339XP, 340, 345, 346XP, 350, 351, 353, 357XP, 359, 360, 362XP, 435e, 440e, 444, 445e, 450e, 455e, 535FBX(Clearing saw), 545, 550XP, 555, 560XP

33	13	.325"	.050"	1.3	95VPX / 95TXL	7	56E			130TXLBK095	130MPBK095	130MLBK095		581621	564445		
38	15						64E			150TXLBK095	150MPBK095	150MLBK095					
45	18						72E			180TXLBK095	180MPBK095	180MLBK095		581619			
28	11	.325"	.058"	1.5	21BPX / 21LPX	7	52E										
33	13						56E	138RNBK095	138PXLBK095	138SLBK095	138PXBK095		543479				
35	14						60E										
38	15						64E	158RNBK095	158VXLGK095	158SLGK095							
38	15						64E	158RNBK095	158PXLBK095	158SLBK095	158PXBK095		543486				
40	16						66E	168RNBK095	168VXLGK095	168SLGK095	168PXBK095						
40	16						68E										
45	18						72E	188RNBK095	188VXLGK095	188SLGK095	188PXBK095		556429				
50	20						78E	208RNBK095	208VXLGK095	208SLGK095							

133, 136, 137, 140, 141, 142, 154, 234, 238, 240, 242, 234, , 246, 254, 257, 261, 340, 345, 346, 350, 351, 357, 359, 360, 444, 450, 455, 235, 340, EL16, EL1400, EL1500, EL1600, 460

28	11	.325"	.058"	1.5	21BPX / 21LPX	7	52E										
----	----	-------	-------	-----	---------------	---	-----	--	--	--	--	--	--	--	--	--	--

HUSQVARNA® /..

33	13						56E	138RNBK095	138PXLBK095	138SLBK095	138PXBK095		543479				
35	14						60E										
38	15						64E	158RNBK095	158VXLGK095	158SLGK095							
38	15						64E	158RNBK095	158PXLBK095	158SLBK095	158PXBK095		543486				
40	16						66E	168RNBK095	168VXLGK095	168SLGK095	168PXBK095						
40	16						68E										
45	18						72E	188RNBK095	188VXLGK095	188SLGK095	188PXBK095		556429				
50	20						78E	208RNBK095	208VXLGK095	208SLGK095							

55, 154, 254, 257, 261, 262, 357XP, 359, 362XP, 455e Rancher, 545, 550, 555, 560XP

28	11	.325"	.058"	1.5	21BPX / 21LPX	7	52E										
33	13						56E	138RNBK095	138PXLBK095	138SLBK095	138PXBK095		543479				
35	14						60E										
38	15						64E	158RNBK095	158VXLGK095	158SLGK095							
38	15						64E	158RNBK095	158PXLBK095	158SLBK095	158PXBK095		543486				
40	16						66E	168RNBK095	168VXLGK095	168SLGK095	168PXBK095						
40	16						68E										
45	18						72E	188RNBK095	188VXLGK095	188SLGK095	188PXBK095		556429				
50	20						78E	208RNBK095	208VXLGK095	208SLGK095							
33	13	3/8"	.058"	1.5	73LGX / 73LPX / 73DX / 73DPX	7	50E	138RNDK095		138SLDK095							
33	13						52E										
38	15						56E		158VXLHK095	158SLHK095							
40	16						60E	168ATMK095	168RNDK095	168VXLHK095	168SLHK095						
45	18						64E			188VXLHK095	188SLHK095						
45	18						68E	188ATMK095	188RNDK095	188VXLHZ095	39450						

Teräketju							Laippa							Paketit			
							Armor Tip	Power Match®	ControlCut™ SpeedCut™ VersaCut™	Pro-Lite®	Pro-Am®	Double Guard®					
							Paras			Parempi				Hyvä			
							AT	RN RW GN PM	PXL TXL VXL	SL GL SP GP MG MP	SF SX PX GD MLB	SD DG MLE					
50	20						72E	208ATMK095	208RNDK095								
60	24						84E		248RNDK095								
61, 65, 66, 70, 77, 160, 162, 181, 185, 260, 266, 268, 272XP, 281, 285, 288, 298, 365XP, 371, 372XP, 380, 385XP, 390XP, 394, 395XP, 480, 562XP, 570XP, 575XP, 576XP, 1100, 2100, 2101, 3120XP																	
33	13	3/8"	.058"	1.5	73LGX / 73LPX / 73DX / 73DPX	7	52E		138RND009			138SLHD009					
38	15						56E	158ATMD009	158RND009	158VXLHD009		158SLHD009	158SFHD009		556286		
40	16						60E	168ATMD009	168RND009	168VXLHD009		168SLHD009	168SFHD009				
43	17						64E	178ATMD009	178RND009	178VXLHD009		178SLHD009					
45	18						68E	188ATMD009	188RND009	188VXLHD009		188SLHD009	188SFHD009		556288		
50	20						72E	208ATMD009	208RND009	208VXLHD009		208SLHD009	208SFHD009		556431		
55	22						76E		228RND009								
60	24						84E	248ATMD009	248RND009				248SFHD009				
65	26						89E		268RND009								
70	28						92E	288ATMD009	288RND009								
75	30						102E		308RND009								
HUSQVARNA® ./..																	
90	36	3/8"	.063"	1.6	75LGX / 75LPX / 75DX / 75DPX	7	115E	363ATLD009	363RND009								
3120, 395																	
55	22	.404"	.063"	1.6	59L / 59AC / 27X / 27PX	7	68E	223ATMD009									
60	24						76E	243ATMD009	243RNF009								
90	36						104E	363ATLD009	363RNF009								
33	13	3/8"	.058"	1.5	75LGX / 75LPX / 75DX / 75DPX	7	52E		138RND009								
33	13						52E		138RND009								
38	15						56E	158ATMD009	158RND009	158VXLHD009		158SLHD009	158SFHD009		556286		
40	16						60E	168ATMD009	168RND009	168VXLHD009		168SLHD009	168SFHD009				
43	17						64E	178ATMD009	178RND009	178VXLHD009		178SLHD009					
45	18						68E	188ATMD009	188RND009	188VXLHD009		188SLHD009	188SFHD009		556288		
50	20						72E	208ATMD009	208RND009	208VXLHD009		208SLHD009	208SFHD009		556431		
55	22						76E		228RND009								
60	24						84E	248ATMD009	248RND009				248SFHD009				
65	26						89E		268RND009								
70	28						92E	288ATMD009	288RND009								
75	30						102E		308RND009								
90	36	3/8"	.063"	1.6	75LGX / 75LPX / 75DX / 75DPX	7	115E	363ATLD009	363RND009								
SAWMILL																	
40	16	3/8"	.050"	1.3	91R	8	60E	160ATMD009				160SLHD009					
50	20						72E	200ATMD009		200VXLHD009		200SLHD009					
327P4, 237P5X, 327P5X, 327PT5S																	
25	10	3/8"	.043"	1,1	90SG / 90PX	6	40E										

Teräketju							Laippa						Paketit			
							Armor Tip	Power Match®	ControlCut™ SpeedCut™ VersaCut™	Pro-Lite®	Pro-Am®	Double Guard®				
							Paras			Parempi			Hyvä			
							AT	RN RW GN PM	PXL TXL VXL	SL GL SP GP MG MP	SF SX PX GD MLB	SD DG MLE				

30 12 | | | | | | | 45E

T435, 436Li 536LiXP, T540XP

25 10 3/8" .043" 1,1 90SG / 90PX | | | | | 40E

30 12 | | | | | | | 45E

35 14 | | | | | | | 52E

395XP, 3120XP

55 22 .404" .063" 1,6 59L / 59AC / 27X / 27PX | 7 | 68E 223ATMD009 | | | | | | | | | | | | | |

60 24 | | | | | | | 76E 243ATMD009 243RNFD009 | | | | | | | | | | | | | |

90 36 | | | | | | | 104E 363ATLD009 363RNFD009 | | | | | | | | | | | | | |

IKRA

KS 1400, KS 1500, KS 1600, EKS 1600, EKS1700, EKS1800, KS 2000, KS 1200, KS 1400

30 12 3/8" .050" 1.3 91P / 91PX / 91VXL | 6 | 45E | | | | | 120SPEA041 120SXEA041 120SDEA041 | 561605 | 564439 | 542308 | PS45E

35 14 | | | | | | | 52E | | | | | 140SPEA041 140SXEA041 140SDEA041* | 561601 | | | 542310 | PS52E

40 16 | | | | | | | 57E | | | | | 160SPEA041 160SXEA041 160SDEA041* | 561660, 543483 | | | 542314 | PS56E

IKRA ./..

45 18 | | | | | | | 62E | | | | | 180SDEA041 | | | | | | | | | |

30 12 3/8" .050" 1.3 91P / 91PX / 91VXL | 6 | 45E | | | | | 120SPEA041 120SXEA041 120SDEA041 | 561605 | 564439 | 542308 | PS45E

35 14 | | | | | | | 52E | | | | | 140SPEA041 140SXEA041 140SDEA041* | 561601 | | | 542310 | PS52E

40 16 | | | | | | | 56E | | | | | 160SPEA041 160SXEA041 160SDEA041* | 561660, 543483 | | | 542314 | PS56E

All Models, IRCEM

38 15 .325" .058" 1.5 21BPX / 21LPX | | 64E | | | | | 158PXLBK095 158SLBK095 158PXBK095 | | | 543486 | | | | |

1700F, I2000F

40 16 .325" .050" 1.3 20BPX / 20LPX | 8 | 64E | | | | | | | | | | | | | | | |

45 18 3/8" .058" 1.5 73LGX / 73LPX / 73DX / 73DPX | 7 | 68E 188ATMD024 | | | | | 188SLHD024 188SFHD024 | | | | | | | | | |

50 20 | | | | | | | 72E 208ATMD024 | | | | | 208SLHD024 208SFHD024 | | | | | | | | | |

JONSERED®

BABYSAWM36, M361, 361, 365, 370

30 12 3/8" .050" 1.3 91P / 91PX / 91VXL | 6 | 45E | | | | | | | | | | | 564439 | | | | |

35 14 | | | | | | | 50E | | | | | | | | | | | | | | |

35 14 | | | | | | | 52E | | | | | | | | | | | | | | |

40 16 | | | | | | | 57E | | | | | 160SPEA064 | | | | | | | | | | |

2033 TH, 2137, 2138, 2234*, 2238* (*Saw motor mount may vary by year)

30 12 3/8" .050" 1.3 91P / 91PX / 91VXL | 6 | 45E | | | | | 120SPEA041 120SXEA041 120SDEA041 | 561605 | 564439 | 542308 | PS45E

35 14 | | | | | | | 52E | | | | | 140SPEA041 140SXEA041 140SDEA041* | 561601 | | | 542310 | PS52E

40 16 | | | | | | | 57E | | | | | 160SPEA041 160SXEA041 160SDEA041* | 561660, 543483 | | | 542314 | PS56E

Teräketju							Laippa						Paketit			
							Armor Tip	Power Match®	ControlCut™ SpeedCut™ VersaCut™	Pro-Lite®	Pro-Am®	Double Guard®				
							Paras			Parempi			Hyvä			
							AT	RN RW GN PM	PXL TXL VXL	SL GL SP GP MG MP	SF SX PX GD MLB	SD DG MLE				

2035, 2036**, 2040** 2115/2116/2117/2118/2121EL, 2135, 2138, 2139T, 2234*, 2238* (*Saw motor mount may vary by year) (**Available with more than one chain pitch)

30	12	3/8"	.050"	1.3	91P / 91PX / 91VXL	6	45E			120SPEA095		120SDEA095	564439			
35	14						52E			140SPEA095		140SDEA095		542312	PS52E	
40	16						56E			160SPEA095		160SDEA095		542317	PS56E	
45	18						60E					180SDEA095				

EL14, 45, 49SP, 50, 51, 52, 370, 380, 410, 420, 425, 435, 450, 451, 452, 455, 490, 520, 525, 535, 590, 2012, 2014, 2015, 2036**, 2040**, 2041, 2045, 2050, 2051, 2054, 2055, 2063, 2141, 2145, 2149, 2150, 2152, 2153, 2156, 2159, 2163, 2240, 2245, 2250, 2252, 2253, 2255, 2258, 2260 (**Available with more than one chain pitch)

28	11	.325"	.058"	1.5	21BPX / 21LPX	7	52E			118SLBK095						
----	----	-------	-------	-----	---------------	---	-----	--	--	------------	--	--	--	--	--	--

JONSERED® ./..

33	13						56E	138RNBK095	138PXLBK095	138SLBK095	138PXBK095		543479			
35	14						60E									
38	15						64E	158RNBK095	158VXLGK095	158SLGK095						
38	15						64E	158RNBK095	158PXLBK095	158SLBK095	158PXBK095		543486			
40	16						66E	168RNBK095	168VXLGK095	168SLGK095	168PXBK095					
40	16						68E									
45	18						72E	188RNBK095	188VXLGK095	188SLGK095	188PXBK095		556429			
50	20						78E	208RNBK095	208VXLGK095	208SLGK095						
33	13	.325"	.050"	1.3	95VPX / 95TXL	7	56E		130TXLKBK095	130MPBK095	130MLBK095		581621	564445		
38	15						64E		150TXLKBK095	150MPBK095	150MLBK095					
45	18						72E		180TXLKBK095	180MPBK095	180MLBK095		581619			

2156, 2159, 2163, 2260

33	13	3/8"	.058"	1.5	73LGX / 73LPX / 73DX / 73DPX	7	50E			138SLDK095						
38	15						56E	158RNDK095	158VXLHK095	158SLHK095						
40	16						60E	168ATMK095	168RNDK095	168VXLHK095	168SLHK095					
45	18						64E	188ATMK095	188RNDK095	188VXLHK095	188SLHK095					
28	11	.325"	.058"	1.5	21BPX / 21LPX	7	52E									
33	13						56E	138RNBK095	138PXLBK095	138SLBK095	138PXBK095		543479			
35	14						60E									
38	15						64E	158RNBK095	158VXLGK095	158SLGK095						
38	15						64E	158RNBK095	158PXLBK095	158SLBK095	158PXBK095		543486			
40	16						66E	168RNBK095	168VXLGK095	168SLGK095	168PXBK095					
40	16						68E									
45	18						72E	188RNBK095	188VXLGK095	188SLGK095	188PXBK095		556429			
50	20						78E	208RNBK095	208VXLGK095	208SLGK095						
33	13	.325"	.050"	1.3	95VPX / 95TXL	7	56E		130TXLKBK095	130MPBK095	130MLBK095		581621	564445		
38	15						64E		150TXLKBK095	150MPBK095	150MLBK095					
45	18						72E		180TXLKBK095	180MPBK095	180MLBK095		581619			

625, 630, 670, 2077, 2083, 2094, 2095, 2065, 2071, 2165, 2171, 2172, 2186, 2188, 820/830*920/930* (*with 9mm stud)

33	13	3/8"	.058"	1.5	73LGX / 73LPX / 73DX / 73DPX	7	52E	138RNDD009								
38	15						56E	158ATMD009	158RNDD009	158VXLHD009	158SLHD009	158SFH009		556286		

Teräketju							Laippa							Paketit			
							Armor Tip	Power Match®	ControlCut™ SpeedCut™ VersaCut™	Pro-Lite®	Pro-Am®	Double Guard®					
							Paras			Parempi				Hyvä			
							AT	RN RW GN PM	PXL TXL VXL	SL GL SP GP MG MP	SF SX PX GD MLB	SD DG MLE					
40	16						60E	168ATMD009	168RNDD009	168VXLHD009	168SLHD009	168SFHD009					
43	17						64E	178ATMD009	178RNDD009	178VXLHD009	178SLHD009						
45	18						68E	188ATMD009	188RNDD009	188VXLHD009	188SLHD009	188SFHD009	556288				
50	20						72E	208ATMD009	208RNDD009	208VXLHD009	208SLHD009	208SFHD009	556431				
55	22						76E		228RNDD009								
60	24						84E	248ATMD009	248RNDD009								
65	26						89E		268RNDD009								
70	28						92E	288ATMD009	288RNDD009								

JONSERED® ./..

75	30						102E		308RNDD009							
90	36	3/8"	.063"	1.6	75LGX / 75LPX / 75DX / 75DPX	7	115E		363RNDD009							
53	21	.404"	.058"	1.5	58L / 26X	7	68E									
55	22	.404"	.063"	1.6	59L / 59AC / 27X / 27PX	7	68E	223ATMD009								
60	24						76E	243ATMD009								
90	36						104E	363ATLD009	363RNFD009							

60, 62, 66, 70, 75, 77, 80, 81, 90, 110, 111, 601, 621, 751, 801, 820, 830, 910E, 920, 930, 941

40	16	3/8"	.058"	1.5	73LGX / 73LPX / 73DX / 73DPX	7	60E				168SLHD024	168SFHD024				
45	18						68E	188ATMD024			188SLHD024	188SFHD024				
50	20						72E	208ATMD024			208SLHD024	208SFHD024				
58	23						80E									
63	25						88E									
75	30						98E									

1020

40	15	3/8"	.058"	1.5	73LGX / 73LPX / 73DX / 73DPX	7	56E									
43	17						64E				178SLHD010					
55	22						76E									

SAWMILL 2095+, SAWMILL 600+

40	16	3/8"	.050"	1.3	91R	8	60E	160ATMD009			160SLHD009					
50	20						72E	200ATMD009		200VXLHD009	200SLHD009					
40	16	.325"	.050"	1.3	N/A	8	67E	160ATMD009								
50	20						81E	200ATMD009								

MAKITA®

5011B, 5012B, 5014B, 5014NB, 5016B, 5016NB


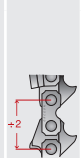









30	12	1/4"	.050"	1.3	25A / 25AP	9	66E								120SDAA041	
35	14						76E								140SDAA041	

AUC120DWAE, DCS 34, DCS330, 340, 341, 390, 400, 401, 5012, 5014, 5016, 3500, UC3501, UC3020A, UC3520A, UC4020A

12	5	1/4"	.050"	1.3	25A / 25AP	6	42E									
30	12		.043"	1.1			6	46E								
35	14							52E							144MLEA041	

B

Teräketju							Laippa							Paketit			
							Armor Tip	Power Match®	ControlCut™ SpeedCut™ VersaCut™	Pro-Lite®	Pro-Am®	Double Guard®					
							Paras			Parempi				Hyvä			
							AT	RN RW GN PM	PXL TXL VXL	SL GL SP GP MG MP	SF SX PX GD MLB	SD DG MLE					
40	16																
UC250DWB, DCS330S, DCS350, DCS3501, DCS390, UC3501, UC3520A, BUC250RDE, BUC122RFE, UC4020A, DCS400, DCS380, DCS300, DCS3410TH, DCS232T, UC3030A, DCS340, DCS341, DCS401, DCS4610, UC3530AK, UC4530A, EA3201, EA3500F35B, EA3500F40B, UC3000, UC3500, UC4000, UC3000, UC3500, UC4000, UC4030AK, EA3201, EA3500F35B, EA3500F40B, 5012, 5014, 5016																	
25	10				91P / 91PX / 91VXL	6	40E						100SDEA218	564268			
30	12	3/8"	.050"	1.3	91P / 91PX / 91VXL	6	45E			120SPEA041	120SXEA041	120SDEA041	561605	564439	542308	PS45E	
30	12						46E										
35	14						52E			140SPEA041	140SXEA041	140SDEA041*	561601		542310	PS52E	
40	16						56E										
40	16						56E						160SDEA041*	543483	542314	PS56E	
40	16						57E			160SPEA041	160SXEA041	160SDEA041*	561660, 543483		542314	PS56E	
DCS 410, DCS411, DCS 4301																	
33	13	.325"	.050"	1.3	20BPX / 20LPX	7	56E						130MLBK041				
38	15						64E						150MLBK041				
45	18						72E						180MLBK041				
DCS430, DCS431, DCS 520, DCS4300i, DCS5200i																	
33	13	.325"	.050"	1.3	20BPX / 20LPX	7	56E			130TXLBK095	130MPBK095	130MLBK095		581621			
38	15						64E			150TXLBK095	150MPBK095	150MLBK095					
45	18						72E			180TXLBK095	180MPBK095	180MLBK095		581619			
DCS430, DCS520, DCS4300i, DCS5200i, DCS431, DCS520, DCS43001, DCS431, 45																	
28	11	.325"	.058"	1.5	21BPX / 21LPX	7	52E										
33	13						56E			138RNBK095	138PXLBK095	138SLBK095	138PXBK095	543479			
35	14						60E										
38	15						64E			158RNBK095	158VXLGK095	158SLGK095					
38	15						64E			158RNBK095	158PXLBK095	158SLBK095	158PXBK095	543486			
40	16						66E			168PXLBK095	168SLBK095						
MAKITA® /./.																	
40	16						68E										
45	18						72E			188PXLBK095	188SLBK095						
45	18						72E			188RNBK095	188VXLGK095	188SLGK095	188PXBK095	556429			
50	20						78E			208RNBK095	208VXLGK095	208SLGK095					
		3/8"	0.50"	1.3	72LGX / 72LPX / 72DX / 72DPX		56E										
DCS460, DSC500, DSC4600, DSC5030																	
38	15	3/8"	.058"	1.5	73LGX / 73LPX / 73DX / 73DPX	7	56E			158RNDB083		158SLHK153					
43	17						64E			178ATMB083	178RNDB083						
45	18						64E					188SLHK153					
50	20						72E			208RNDB083		208SLHK153					
53	21						72E										

Teräketju							Laippa						Paketit			
							Armor Tip	Power Match®	ControlCut™ SpeedCut™ VersaCut™	Pro-Lite®	Pro-Am®	Double Guard®				
							Paras			Parempi			Hyvä			
							AT	RN RW GN PM	PXL TXL VXL	SL GL SP GP MG MP	SF SX PX GD MLB	SD DG MLE				

DCS6000i, DCS520i, 540, 5200, 6000, DCS 6800i

38	15	3/8"	.058"	1.5	73LGX / 73LPX / 73DX / 73DPX	7	56E		158RNDB083							
43	17						64E	178ATMB083	178RNDB083							
50	20						72E		208RNDB083							
53	21						72E									

9000, DCS9010

43	17	3/8"	.058"	1.5	73LGX / 73LPX / 73DX / 73DPX	8	64E									
50	20						72E	208ATMD033	208RNDD033							
58	23						80E									

DCS-6400, DCS-6401, DCS-7300, DCS6401, DCS9000, DCS9010, DCS7301, DCS79001, DCS-7900

38	16	3/8"	.058"	1.5	73LGX / 73LPX / 73DX / 73DPX	7	60E			168VXLHD009	168SLHD009	168SFHD009				
45	18						68E	188ATMD009		188VXLHD009	188SLHD009	188SFHD009		556288		
50	20						72E	208ATMD009		208VXLHD009	208SLHD009	208SFHD009		556431		
60	24						84E	248ATMD009								
70	28						92E	288ATMD009								

MCCULLOCH®

M1, M2, M2B, M4, M4B, M6, M6B

25	10	3/8"	.050"	1.3	91P / 91PX / 91VXL	6	38E									
----	----	------	-------	-----	-----------------------	---	-----	--	--	--	--	--	--	--	--	--

MCCULLOCH® ./.

30	12						44E									
35	14						50E									
40	16						56E									

474, 484, 735, C180, CALIFORNIA/ARIZON, CALIFORNIA 46/90, EAGERBEAVER, Eagerbeaver 1030, MAC120, MAC130, MM30, MM35, PM36, PM310, PM320, 330, 340, PM360, PM364, PM370, PM380, PM470, PM480, PM510, PM400, PM6, PM730, EMAC1040, PM484, MAC940, DAY.900, MINI MAC (All Models), 3214/6, 3516/8, EB2.3, MacCat


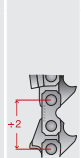










30	12	3/8"	.050"	1.3	91P / 91PX / 91VXL	6	44E					120SDEA318				
35	14						49E			140SPEA318	140SXEA318	140SDEA318		542313	PS49E	
35	14						50E									
40	16						55E			160SPEA318	160SXEA318	160SDEA318		542316	PS54E	
45	18						60E									

PM394, PM494, MAC 930, MAC935, Mac-Cat 839, 842, Electromac 1030, 1035, Euromac 314/316, Mac 436, Mac 538E/539E, Mac120, 14A/S, EM16, 10, 12, 14, 16E

30	12	3/8"	.050"	1.3	91P / 91PX / 91VXL	6	44E					120SDEA318				
30	12						45E									
35	14						50E			140SPEA318	140SXEA318	140SDEA318		564440	542313	PS49E
40	16						56E			160SPEA318	160SXEA318	160SDEA318			542316	PS54E
45	18						60E					180SDEA318				

ELECTRA MAC16E, 838, 839

40	16	3/8"	.050"	1.3	91P / 91PX / 91VXL	6	54E			160SPEA318	160SXEA318	160SDEA318			542316	PS54E
----	----	------	-------	-----	-----------------------	---	-----	--	--	------------	------------	------------	--	--	--------	-------

Teräketju							Laippa							Paketit			
							Armor Tip	Power Match®	ControlCut™ SpeedCut™ VersaCut™	Pro-Lite®	Pro-Am®	Double Guard®					
							Paras			Parempi				Hyvä			
							AT	RN RW GN PM	PXL TXL VXL	SL GL SP GP MG MP	SF SX PX GD MLB	SD DG MLE					

3500, 400P, TITAN35, TITAN40, PM38, PM40, PM46, DAYTONA 1000

35	14	.325"	.050"	1.3	20BPX / 20LPX	7	55E										
35	14						56E										
40	16						64E										
45	18						72E										

335, 435, 440, 441, 738, TITAN41, TITAN46, 4600, 4700, 4900, 5000, 10-49, 10-42, TIMBERBEAR 849

35	14	3/8"	.050"	1.3	91P / 91PX / 91VXL	6	52E			140SPEA041	140SXEA041	140SDEA041*	561601	564441	542310	PS52E
40	16						56E			160SPEA041	160SXEA041	160SDEA041*	561660, 543483		542314	PS56E
40	16	.325"	.050"	1.3	20BPX / 20LPX	7	66E			160SLGK095						
45	18						72E			180SLGK095						

1-10, 10-10, 2-10, 3-10, 4-10, 5-10, 55, 555, 6-10, 60, 610, 650, 655, 7-10, 70, 700, 80, 800, 805, 850, DE50, SP60, SP81,

30	12	3/8"	.050"	1.3	72LGX / 72LPX / 72DX / 72DPX	7	50E										
40	16						60E										
50	20						71E		200SLHD276								
60	24						81E										
70	28						92E										

850, DE50, SP60, SP81, TITAN50, TITAN57, 955, 1000, CP55, CP70, CP70L

40	16	3/8"	.058"	1.5	73LGX / 73LPX / 73DX / 73DPX	7	60E										
50	20						71E										

MCCULLOCH® ./.

60	24						81E										
----	----	--	--	--	--	--	-----	--	--	--	--	--	--	--	--	--	--

MAC950, MAC960, MAC 970, 300, 050, 006, PROMAC 51, PROMAC55, PROMAC60, PROMAC70, MCCULLOCH (JF)

33	13	3/8"	.058"	1.5	73LGX / 73LPX / 73DX / 73DPX	7	52E										
38	15						56E										
40	16						60E		168SLHD024	168SFHD024							
45	18						68E	188ATMD024		188SLHD024	188SFHD024						
50	20						72E	208ATMD024		208SLHD024	208SFHD024						

MS1215, MS1415, MS1425, MS1630, MS1640, MS1435, MS1645, MS1845J


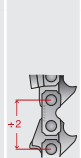


















30	12	3/8"	.050"	1.3	91P / 91PX / 91VXL	6	45E					120SDEA318	564439				
35	14						49E			140SPEA318	140SXEA318	140SDEA318		542313	PS49E		
40	16						55E			160SPEA318	160SXEA318	160SDEA318		542316	PS54E		
30	12	3/8"	.050"	1.3	91P / 91PX / 91VXL	6	45E			120SPEA095		120SDEA095	564439				
35	14						49E										
35	14						52E			140SPEA095		140SDEA095		542312	PS52E		
40	16						54E										

CS360T

35	14	3/8"	0.50"	1.3	91P / 91PX / 91VXL		52E			140SPEA095		140SDEA095		542312	PS52E		
----	----	------	-------	-----	-----------------------	--	-----	--	--	------------	--	------------	--	--------	-------	--	--

Teräketju							Laippa							Paketit			
							Armor Tip	Power Match®	ControlCut™ SpeedCut™ VersaCut™	Pro-Lite®	Pro-Am®	Double Guard®					
							Paras			Parempi				Hyvä			
							AT	RN GN	RW PM	PXL TXL VXL	SL GL SP GP MG MP	SF SX PX GD MLB	SD DG MLE				
40	16					56E				160SPEA095		160SDEA095				542317	PS56E
CS400T																	
40	16	3/8"	.050"	1.3	91P / 91PX / 91VXL	56E				160SPEA095		160SDEA095				542317	PS56E
45	18					60E						180SDEA095					
40	16	.325"	.050"	1.3	20BPX / 20LPX	7	66E			160SLBK095							
45	18						72E	180RNBK095		180SLBK095							
50	20						78E			200SLBK095							
METABO®																	
Kt 1441																	
35	16	3/8"	.050"	1.3	91P / 91PX / 91VXL	6	57E			160SPEA095		160SDEA095				542317	PS56E
Kt 1530																	
33	13	.325"	.058"	1.5	21BPX / 21LPX	8	56E		138PXLBK095	138SLBK095	138PXBK095		543479				
38	15						64E		158PXLBK095	158SLBK095	158PXBK095		543486				
5338																	
30	12	1/4"	.050"	1.3	25A / 25AP	8	64E										
35	14						72E										
30	12	3/8"	.050"	1.3	91P / 91PX / 91VXL	6	44E			120SPEA074	120SXEA074	120SDEA074				542309	PS44E
35	14						50E			140SPEA074	140SXEA074	140SDEA074	559166, 543482			542311	PS50E
40	16						55E			160SPEA074	160SXEA074	160SDEA074	561603, 543484			542315	PS55E
OLEO-MAC®																	
EP100 Pole Pruner, E1500, 931, 932, GS35, GS350																	
25	10	3/8"	.043"	1.1	90SG / 90PX	6	39E					104MLEA318					
30	12						45E							564439			
30	12	3/8"	.050"	1.3	91P / 91PX / 91VXL	6	45E			120SPEA041	120SXEA041	120SDEA041	561605	564439	542308	PS45E	
35	14						53E			140SPEA041	140SXEA041	140SDEA041*	561601		542310	PS52E	
40	16						57E			160SPEA041	160SXEA041	160SDEA041*	561660, 543483		542314	PS56E	
233, 234, 244, 240, 241, 335, 340, 930, 935DX 935X, 936, 940, E140F, E160F, E1700, E1900, E1500, 300																	
30	12	3/8"	.050"	1.3	91P / 91PX / 91VXL	6	44E										
35	14						49E										
40	16						56E					160SDEA129					
OM-E200																	
30	12	3/8"	.050"	1.3	91P / 91PX / 91VXL	6	45E			120SPEA074	120SXEA074	120SDEA074		564439	542309	PS44E	
35	14						50E			140SPEA074	140SXEA074	140SDEA074	559166, 543482		542311	PS50E	
40	16						56E			160SPEA074	160SXEA074	160SDEA074	561603, 543484		542315	PS55E	

Teräketju									Laippa							Paketit			
									Armor Tip	Power Match®	ControlCut™ SpeedCut™ VersaCut™	Pro-Lite®	Pro-Am®	Double Guard®					
									Paras			Parempi				Hyvä			
									AT	RN RW GN PM	PXL TXL VXL	SL GL SP GP MG MP	SF SX PX GD MLB	SD DG MLE					
240																			
30	12	3/8"	.050"	1.3	91P / 91PX / 91VXL	6	45E					120SPEA074	120SXEAO74	120SDEA074		564439	542309	PS44E	
35	14						50E					140SPEA074	140SXEAO74	140SDEA074	559166, 543482		542311	PS50E	
40	16						56E					160SPEA074	160SXEAO74	160SDEA074	561603, 543484		542315	PS55E	
E170, E170F																			
30	12	.325"	.050"	1.3	20BPX / 20LPX	8	51E												
35	14						57E												
40	16						64E												
937, 938, 941, GS44																			
33	13	.325"	.050"	1.3	95VPX / 95TXL	7	56E			130TXL BK095	130MPBK095	130MLBK095			581621	564445			
38	15						64E			150TXL BK095	150MPBK095	150MLBK095							
40	16						66E			160TXL BK095	160MPBK095	160MLBK095							
45	18						72E			180TXL BK095	180MPBK095	180MLBK095			581619				
940C																			
33	13	.325"	.050"	1.3	95VPX / 95TXL	7	56E							130MLBK041		564445			
40	16						66E							160MLBK041					
938, 942, 941, 945, 950, 946, 950SUPER, 947, 956, 962, 950A, 951, E300 F																			
28	11	.325"	.058"	1.5	21BPX / 21LPX	7	52E												
33	13						56E		138RNBK095	138PXLBK095	138SLBK095	138PXBK095			543479				
35	14						60E												
38	15						64E		158RNBK095	158VXLGK095	158SLGK095								
40	16						66E		168RNBK095	168VXLGK095	168SLGK095	168PXBK095							
40	16						68E												
45	18						72E		188RNBK095	188VXLGK095	188SLGK095	188PXBK095			556429				
50	20						78E		208RNBK095	208VXLGK095	208SLGK095								
962, 956																			
40	16	3/8"	.058"	1.5	73LGX / 73LPX / 73DX / 73DPX	7	60E	168ATMK095	168RNDK095	168VXLHK095	168SLHK095								
45	18						68E	188ATMK095	188RNDK095	188VXLHZ095	39450								
50	20						72E	208ATMK095	208RNDK095	208VXLHK095	208SLHK095								
55	22						77E												
28	11	.325"	.058"	1.5	21BPX / 21LPX	7	52E												
33	13						56E		138RNBK095	138PXLBK095	138SLBK095	138PXBK095			543479				
35	14						60E												
38	15						64E		158RNBK095	158VXLGK095	158SLGK095								
40	16						66E		168RNBK095	168VXLGK095	168SLGK095	168PXBK095							
40	16						68E												
45	18						72E		188RNBK095	188VXLGK095	188SLGK095	188PXBK095			556429				
50	20						78E		208RNBK095	208VXLGK095	208SLGK095								

Teräketju							Laippa							Paketit			
																	
							Armor Tip	Power Match®	ControlCut™ SpeedCut™ VersaCut™	Pro-Lite®	Pro-Am®	Double Guard®					
							Paras			Parempi			Hyvä				
							AT	RN RW GN PM	PXL TXL VXL	SL GL SP GP MG MP	SF SX PX GD MLB	SD DG MLE					

250A, 251, 251SUPER, 251B, 252, 254, 261, 264, 271, 272, 284, 350, 350SUPER, 355, 460, 480, 481, 482, 484, E300, OM-E300

40	16	3/8"	.058"	1.5	73LGX / 73LPX / 73DX / 73DPX	7	60E					168SLHD024	168SFHD024				
----	----	------	-------	-----	------------------------------	---	-----	--	--	--	--	------------	------------	--	--	--	--

OLEO-MAC® ./..

45	18						68E	188ATMD024				188SLHD024	188SFHD024				
50	20						72E	208ATMD024				208SLHD024	208SFHD024				
58	23						80E										
63	25						88E										
75	30						98E										

970, 980, 971, 981

40	16	.404"	.058"	1.5	58L / 26X	7	55E										
45	18						62E	188ATMD024									
50	20						66E	208ATMD024									
58	23						73E										
40	16	3/8"	.058"	1.5	73LGX / 73LPX / 73DX / 73DPX	7	60E					168SLHD024	168SFHD024				
45	18						68E	188ATMD024				188SLHD024	188SFHD024				
50	20						72E	208ATMD024				208SLHD024	208SFHD024				
58	23						80E										
63	25						88E										
75	30						98E										

999, 999F, 985

43	17	.404"	.063"	1.6	59L / 59AC / 27X / 27PX	7	60E	173ATLE031	173RNFE031								
53	21						68E	213ATME031	213RNFE031								
63	25						80E										
75	30						92E										
90	36						108E										
104	41						123E										

PARTNER®

1436, 1641


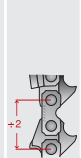


















35	14	3/8"	.043"	1.1	90SG / 90PX	6	52E							144MLEA041			
40	16						56E							164MLEA041			

1535EL, 1540EL, 1640EL, ES2200, 1835,1840, 371, 391, 542, 1640, 351CCS, 3CCS

35	14	3/8"	.050"	1.3	91P / 91PX / 91VXL	6	50E					140SPEA318	140SXEA318	140SDEA318	564440	542313	PS49E
40	16						54E					160SPEA318	160SXEA318	160SDEA318		542316	PS54E

1601, 1602, 1612, 1613, 1614, 1616, 1618

30	12	3/8"	.050"	1.3	91P / 91PX / 91VXL	6	45E							120SDEA064	564439		
35	14						52E										
40	16						56E										

Teräketju							Laippa							Paketit			
																	
							Armor Tip	Power Match®	ControlCut™ SpeedCut™ VersaCut™	Pro-Lite®	Pro-Am®	Double Guard®					
							Paras			Parempi		Hyvä					
							AT	RN RW GN PM	PXL TXL VXL	SL GL SP GP MG MP	SF SX PX GD MLB	SD DG MLE					

P4-18, P4-20, 20X, P33XT, 330, 335, 340, 345, 350, 351, 360, 365, 370, 385, P390, 391, 395, 405, P420*, P738, P842 (*Saw motor mount may vary by year)

30	12	3/8"	.050"	1.3	91P / 91PX / 91VXL	6	45E						120SPEA041	120SXEA041	120SDEA041	561605	564439	542308	PS45E
35	14						52E						140SPEA041	140SXEA041	140SDEA041*	561601		542310	PS52E
40	16						56E						160SPEA041	160SXEA041	160SDEA041*	561660, 543483		542314	PS56E
45	18						62E								180SDEA041				

185, 1550EL 1850EL, P420*, P520, 616, 620, P718T, P722T

35	14	3/8"	.050"	1.3	91P / 91PX / 91VXL	6	52E						140SPEA095		140SDEA095		564441	542312	PS52E
40	16		.050"	1,3		6	57E								160SDEA095		564444	542317	PS56E

20X POWER, 365, 400, 410, 411, 450,460, 461, P461, P462, 465, 470, 495, 500, P500, P511, 510, 540,545, 1200/1400/1450/1500/1650EL, P5000, P5300, P5500

33	13	.325"	.050"	1.3	95VPX / 95TXL	7	56E			130TXLBK095	130MPBK095	130MLBK095				581621	564445		
38	15						64E			150TXLBK095	150MPBK095	150MLBK095							
45	18						72E			180TXLBK095	180MPBK095	180MLBK095				581619			

20X POWER, 365, 400, 410, 411, 450,460, 461, P461, P462, 465, 470, 495, 500, P500, P511, 510, 540,545, 1200/1400/1450/1500/1650EL, P5000, P5300, P5500

28	11	.325"	.058"	1.5	21BPX / 21LPX	7	52E												
33	13						56E		138RNBK095	138PXLBK095	138SLBK095	138PXBK095				543479			
35	14						60E												
38	15						64E		158RNBK095	158VXLGK095	158SLGK095								
38	15						64E		158RNBK095	158PXLBK095	158SLBK095	158PXBK095				543486			
40	16						66E		168RNBK095	168VXLGK095	168SLGK095	168PXBK095							
40	16						68E												
45	18						72E		188RNBK095	188VXLGK095	188SLGK095	188PXBK095				556429			
50	20						78E		208RNBK095	208VXLGK095	208SLGK095								

550, 605

33	13	3/8"	.058"	1.5	73LGX / 73LPX / 73DX / 73DPX	7	50E				138SLDK095								
38	15						56E			158VXLHK095	158SLHK095								

650, 7000, F65, P100, P55, P65, P70, R16, R17, R18, R19, R20, R21, R22, R40, R417, R418, R420, R421, R422, R435, R440, R522, R523, S50, S55, S65

33	13	3/8"	.058"	1.5	73LGX / 73LPX / 73DX / 73DPX	7	52E												
----	----	------	-------	-----	------------------------------	---	-----	--	--	--	--	--	--	--	--	--	--	--	--


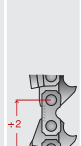










PARTNER® ./..












38	15						56E												
40	16						60E												
43	17						64E				178SLHD010								
50	20						72E												
55	22						76E												

660, P7700, 710

40	16	3/8"	.058"	1.5	73LGX / 73LPX / 73DX / 73DPX	7	60E	168ATMD009	168RNDD009	168VXLHD009	168SLHD009	168SFHD009							
45	18						68E	188ATMD009	188RNDD009	188VXLHD009	188SLHD009	188SFHD009		556288					
50	20						72E	208ATMD009	208RNDD009	208VXLHD009	208SLHD009	208SFHD009		556431					
55	22						77E		228RNDD009										
60	24						84E	248ATMD009	248RNDD009										

Teräketju										Laippa							Paketit						
											Armor Tip	Power Match®	ControlCut™ SpeedCut™ VersaCut™	Pro-Lite®	Pro-Am®	Double Guard®							
										Paras			Parempi				Hyvä						
										AT	RN RW GN PM	PXL TXL VXL	SL GL SP GP MG MP	SF SX PX GD MLB	SD DG MLE								
65	26									89E		268RNDD009											
70	28									92E	288ATMD009	288RNDD009											
90	36	3/8"	.063"	1.6	75LGX / 75LPX / 75DX / 75DPX	7	115E				363RNDD009												
P100, P85, R40, R435, R440																							
55	22	.404"	.063"	1.6	59L / 59AC / 27X / 27PX	7	69E																
65	26						80E																
MT39																							
25	10	1/4"	.050"	1,3	25A / 25AP	9	58E													100SDAA041			
25	10				25A / 25AP	9	60E																
30	12	3/8"	.050"	1,3	91P / 91PX / 91VXL	6	45E						120SPEA041	120SXEA041	120SDEA041	561605	564439	542308	PS45E				
35	14				91P / 91PX / 91VXL	6	52E						140SPEA041	140SXEA041	140SDEA041*	561601	564441	542310	PS52E				
MT40																							
25	10	1/4"	.050"	1,3	25A / 25AP	9	58E													100SDAA041			
30	12	3/8"	.050"	1,3	91P / 91PX / 91VXL	6	45E						120SPEA041	120SXEA041	120SDEA041	561605	564439	542308	PS45E				
35	14				91P / 91PX / 91VXL	6	52E						140SPEA041	140SXEA041	140SDEA041*	561601	564441	542310	PS52E				
40	16				91P / 91PX / 91VXL	6	56E						160SPEA041	160SXEA041	160SDEA041*	561660, 543483	564443	542314	PS56E				
MT41																							
40	16	.325"	.050"	1,3	95VPX / 95TXL	7	66E													160MLBK041			
MT51, MT56, MT62, 1200, 1400, 1450																							
40	16	.325"	.058"	1,5	21BPX / 21LPX	7	66E				168RNBK095	168VXLGK095	168SLGK095	168PXBK095									
45	18						72E				188RNBK095	188VXLGK095	188SLGK095	188PXBK095						556429			
45	18	3/8"	.058"	1,5	73LGX / 73LPX / 73DX / 73DPX	7	64E	188ATMK095	188RNDK095	188VXLHK095	188SLHK095												
50	20						72E	208ATMK095	208RNDK095	208VXLHK095	208SLHK095												
AC620031, AC620033																							
20	8	1/4"	.050"	1,3	25A / 25AP	9	48E													080SDAA218			
PARTNER® ./..																							
AC620021																							
25	10	3/8"	.050"	1,3	91P / 91PX / 91VXL	6	40E													100SDEA218		564268	
30	12						45E													120SDEA218		564439	
POULAN®																							
ES300																							
35	14	3/8"	.043"	1.1	90SG / 90PX	6	52E													144MLEA041			
40	16						56E													164MLEA041			
1800, 2000, 2300AV, 2300CVA, 25A, P3314, P3314WS, PLN1514, 1420, 1630? MICRO25, S25CVA, S25D, S25DA, P600, P3416, P4018WT, PLN3516F, ES350																							
30	12	3/8"	.050"	1,3	91P / 91PX / 91VXL	6	45E							120SPEA041	120SXEA041	120SDEA041	561605	564439	542308	PS45E			

Teräketju								Laippa							Paketit		
								Armor Tip	Power Match®	ControlCut™ SpeedCut™ VersaCut™	Pro-Lite®	Pro-Am®	Double Guard®				
								Paras			Parempi			Hyvä			
								AT	RN RW GN PM	PXL TXL VXL	SL GL SP GP MG MP	SF SX PX GD MLB	SD DG MLE				
35	14						52E				140SPEA041	140SXEA041	140SDEA041*	561601		542310	PS52E
40	16						57E				160SPEA041	160SXEA041	160SDEA041*	561660, 543483		542314	PS56E
1400E																	
35	14	3/8"	.050"	1.3	91P / 91PX / 91VXL	6	52E								564441		
200SERIES																	
33	13	.325"	.058"	1.5	21BPX / 21LPX	7	56E										
300SERIES, 306, 3400, 445, 446, 450, 360, 361, 3700, 3800, 395, 3900, 4400, 400SERIES, 4000, 4200																	
33	13	3/8"	.050"	1.3	72LGX / 72LPX / 72DX / 72DPX	7	52E										
40	16						60E					160SLHD176					
50	20						70E	200RNDD176				200SLHD176					
4400, 4900, 5200, 5400, 6700																	
33	13	3/8"	.058"	1.5	73LGX / 73LPX / 73DX / 73DPX	7	52E										
415, 425, 445, 475, 505																	
33	13	3/8"	.058"	1.5	75LGX / 75LPX / 75DX / 75DPX	7	52E		138RNDD009								
33	13						52E		138RNDD009								
38	15						56E	158ATMD009	158RNDD009	158VXLHD009	158SLHD009	158SFHD009		556286			
40	16						60E	168ATMD009	168RNDD009	168VXLHD009	168SLHD009	168SFHD009					
43	17						64E	178ATMD009	178RNDD009	178VXLHD009	178SLHD009						
45	18						68E	188ATMD009	188RNDD009	188VXLHD009	188SLHD009	188SFHD009		556288			
50	20						72E	208ATMD009	208RNDD009	208VXLHD009	208SLHD009	208SFHD009		556431			
55	22						76E		228RNDD009								
60	24						84E	248ATMD009	248RNDD009								
65	26						89E		268RNDD009								
70	28						92E	288ATMD009	288RNDD009								
75	30						102E		308RNDD009								
5500, 6000																	
43	17	.404"	.063"	1.6	59L / 59AC / 27X / 27PX	7	61E	173ATMD033									
RYOBI®																	
PCN 3335 APR02																	
25	10	3/8"	.050"	1.3	91P / 91PX / 91VXL	6	40E						100SDEA041		564268	551639	PS40E
30	12						45E				120SPEA041	120SXEA041	120SDEA041	561605		542308	PS45E
35	14						52E				140SPEA041	140SXEA041	140SDEA041*	561601		542310	PS52E
40	16						57E				160SPEA041	160SXEA041	160SDEA041*	561660, 543483		542314	PS56E
PCN 4040																	
40	16	.325"	0.58"	1.5	20BPX/20LPX		66E					160SLGK041					
45	18						72E					180SLGK041					

Teräketju							Laippa						Paketit			
							Armor Tip	Power Match®	ControlCut™ SpeedCut™ VersaCut™	Pro-Lite®	Pro-Am®	Double Guard®				
							Paras			Parempi			Hyvä			
							AT	RN RW GN PM	PXL TXL VXL	SL GL SP GP MG MP	SF SX PX GD MLB	SD DG MLE				

35B, CS36C, CS41, CSE3330, CSE385CB, HC31, HC36, HC41, HCS31, HCS36, CS-1530, CS-1535, CS-1540

30	12	3/8"	.050"	1.3	91P / 91PX / 91VXL	6	44E									
35	14						49E						140SDEA218			
40	16						55E						160SDEA218			

CSE5145, CSE5650

40	16	.325"	.058"	1.5	21BPX / 21LPX	7	68E		168RNBK041							
45	18						72E		188VXLGK041	188SLGK041	188PXBK041					
50	20						80E		208RNBK041							

CSN 410,

40	16	3/8"	.050"	1.3	91P / 91PX / 91VXL	6	56E									
----	----	------	-------	-----	--------------------	---	-----	--	--	--	--	--	--	--	--	--

RCS36

30	12	3/8"	.043"	1,1	90SG / 90PX		45E						124MLEA041	564439		
----	----	------	-------	-----	-------------	--	-----	--	--	--	--	--	------------	--------	--	--

RCS4240B

40	16	3/8"														
----	----	------	--	--	--	--	--	--	--	--	--	--	--	--	--	--

RCS5145B

45	18	.325"														
----	----	-------	--	--	--	--	--	--	--	--	--	--	--	--	--	--

RCS3535B

35	14	3/8"														
----	----	------	--	--	--	--	--	--	--	--	--	--	--	--	--	--

RCS3535CBPK1

35	14	3/8"														
----	----	------	--	--	--	--	--	--	--	--	--	--	--	--	--	--

RCS20402C

40	16	3/8"	.050"	1,3												
----	----	------	-------	-----	--	--	--	--	--	--	--	--	--	--	--	--

RCS4640C

40	16	.325"														
----	----	-------	--	--	--	--	--	--	--	--	--	--	--	--	--	--

SHINDAIWA® / SDK / ISEKI

P230, P231

20	8	3/8"	.043"	1.1	90SG / 90PX	6	33E									
25	10						39E						104MLEA318			
30	12						44E									

305AVZ, E305

35	14	1/4"	.050"	1.3	25A / 25AP	8	76E						140SDAA041			
40	16						86E									

A090B, A100C, A102, A103, A104P, A105B, 269TS, 320TS, 358TS, A107, A110, A110P, A113, A113L, A113P, A117P, 120, 140, A150B, 150E, 160, A180, 285S, 300S, 305s, 340, 345, 346, 350, 352, 352S, 355, 357, 360, EYB120, EYB150, EYB180, YB291, YB301, YB391, YB395, YB401, YB491, 280Ts, 361Ws

30	12	3/8"	.050"	1.3	91P / 91PX / 91VXL	6	45E			120SPEA041	120SXEA041	120SDEA041	561605	564439	542308	PS45E
35	14						52E			140SPEA041	140SXEA041	140SDEA041*	561601		542310	PS52E
40	16						57E			160SPEA041	160SXEA041	160SDEA041*	561660, 543483			

360, 366, 377, 400, 415, 416, 420, 446S, 450, 451, 488, 490, 500, 510, 560, 580, A180B, 511

33	13	.325"	.050"	1.3	20BPX / 20LPX	7	56E									
40	16						66E			160SLGK041						

B

Teräketju							Laippa							Paketit			
							Armor Tip	Power Match®	ControlCut™ SpeedCut™ VersaCut™	Pro-Lite®	Pro-Am®	Double Guard®					
							Paras			Parempi				Hyvä			
							AT	RN RW GN PM	PXL TXL VXL	SL GL SP GP MG MP	SF SX PX GD MLB	SD DG MLE					
45	18					72E		180RNBK041		180SLGK041							
YB501, YB601, YB701, YB495, YB691, YB377, 389S, 452S, 452GS, 390SX																	
33	13	.325"	.050"	1,3	95VPX / 95TXL	7	56E			130TXLBK041	130MLBK041						
38	15						64E				150MLBK041						
40	16						66E				160MLBK041						
45	18						72E				180SLGK041						
28	11	.325"	.058"	1.5	21BPX / 21LPX	7	52E										
33	13						56E			138PXLBK041	138SLBK041	138PXBK041					
35	14						60E										
38	15						64E			158PXLBK041	158SLBK041	158PXBK041					
40	16						66E	168RNBK041	168VXLGK041	168SLGK041	168PXBK041						
45	18						72E			188VXLGK041	188SLGK041	188PXBK041					
550, 575, 577, 680, 695, 757, 757C, 598, 667, YB801, YB901, YB1091																	
40	16	3/8"	.058"	1.5	73LGX / 73LPX / 73DX / 73DPX	7	60E	168ATMD009	168RNDD009	168VXLHD009	168SLHD009	168SFHD009					
43	17						64E	178ATMD009	178RNDD009	178VXLHD009	178SLHD009						
45	18						68E	188ATMD009	188RNDD009								
50	20						72E	208ATMD009	208RNDD009								
SOLO®																	
613																	
30	12	3/8"	.050"	1.3	91P / 91PX / 91VXL	6	45E				120SPEA041	120SXEAO41	120SDEAO41	561605	564439	542308	PS45E
35	14						52E				140SPEA041	140SXEAO41	140SDEAO41*	561601		542310	PS52E
40	16						57E				160SPEA041	160SXEAO41	160SDEAO41*	561660, 543483		542314	PS56E
614, 630, 633, 635, 636, 637, 640, 642																	
30	12	3/8"	.050"	1.3	91P / 91PX / 91VXL	6	45E				120SPEA095		120SDEA095		564439		
35	14						52E				140SPEA095		140SDEA095			542312	PS52E
40	16						56E				160SPEA095		160SDEA095			542317	PS56E
45	18						60E						180SDEA095				
636																	
30	12	3/8"	.043"	1.1	90SG / 90PX	7	45E								564439		
35	14						52E						144MLEA095				
MULTI-MOT																	
25	10	1/4"	.050"	1.3	25A / 25AP	8	58E										
30	12						68E										
600, 605VA, 606VA, 631, 632, 634, 638, 641, FARMER31, FARMER32, FARMER38																	
30	12	3/8"	.050"	1.3	91P / 91PX / 91VXL	6	47E										
35	14						53E										
40	16						58E										

Teräketju								Laippa							Paketit					
								Armor Tip	Power Match®	ControlCut™ SpeedCut™ VersaCut™	Pro-Lite®	Pro-Am®	Double Guard®							
								Paras			Parempi				Hyvä					
								AT	RN GN	RW PM	PXL TXL VXL	SL SP MG	GL GP MP	SF SX GD	PX MLB	SD DG MLE				
614E																				
40	16	3/8"	.050"	1.3	91P / 91PX / 91VXL	7	57E													
610, 611VA, 615, 616VA, FARMER11, FARMER16																				
40	16	.325"	.050"	1.3	20BPX / 20LPX	7	67E													
45	18						73E													
639, 641, 644, 650, 645, 647, 651, 654, 656																				
33	13	.325"	.058"	1.5	21BPX / 21LPX	7	57E	138RNBK095	138PXLBK095	138SLBK095	138PXBK095			543479						
35	14						61E													
38	15						65E	158RNBK095	158VXLGK095	158SLGK095										
40	16						67E	168RNBK095	168VXLGK095	168SLGK095	168PXBK095									
SOLO® ./..																				
40	16						68E													
45	18						73E	188RNBK095	188VXLGK095	188SLGK095	188PXBK095			556429						
662, 667, 670, 680, 690, 694																				
33	13	3/8"	.058"	1.5	73LGX / 73LPX / 73DX / 73DPX	7	52E	138RNDD009												
38	15						56E	158ATMD009	158RNDD009	158VXLHD009	158SLHD009	158SFHD009		556286						
40	16						60E	168ATMD009	168RNDD009	168VXLHD009	168SLHD009	168SFHD009								
43	17						64E	178ATMD009	178RNDD009	178VXLHD009	178SLHD009									
45	18						68E	188ATMD009	188RNDD009	188VXLHD009	188SLHD009	188SFHD009		556288						
50	20						72E	208ATMD009	208RNDD009	208VXLHD009	208SLHD009	208SFHD009		556431						
55	22						76E		228RNDD009											
60	24						84E	248ATMD009	248RNDD009											
65	26						89E		268RNDD009											
70	28						92E	288ATMD009	288RNDD009											
603, 609, 694																				
60	24	.404"	.063"	1.6	59L / 59AC / 27X / 27PX	7	76E	243ATMD009												
70	28						84E													
80	32						95E													
90	36						108E													
635,642																				
43	17	.404"	.063"	1.6	59L / 59AC / 27X / 27PX	7	63E													
53	21						72E													
63	25						82E													
620, 640, 645, 650, 655, 660, 70, SOLOREX																				
40	16	3/8"	.050"	1.3	72LGX / 72LPX / 72DX / 72DPX	8	60E													
50	20						71E													

Teräketju						Laippa						Paketit			
						Armor Tip	Power Match®	ControlCut™ SpeedCut™ VersaCut™	Pro-Lite®	Pro-Am®	Double Guard®				
						Paras			Parempi			Hyvä			
						AT	RN RW GN PM	PXL TXL VXL	SL GL SP GP MG MP	SF SX PX GD MLB	SD DG MLE				

STIHL®

MS150 C-E

30	12	1/4"	.050"	1.3	25A / 25AP		66E								
----	----	------	-------	-----	------------	--	-----	--	--	--	--	--	--	--	--

STIHL® ./..

HT70, HT75, HT100, HT101, H131, HTE60, 017, 019T, MS190, E140, 023L, 017, 019T, MS190, E140, 023L, MSE140, MSE160, MS170, MSE170, MS171, MSE180, MS181, MSE190, MS191T, MS192, MSE210, MSE230, MS241, MS251

30	12	3/8"	.043"	1.1	90SG / 90PX	6	44E							124MLEA074		
35	14						50E							144MLEA074		

009, 010, 011, 018, 019, 019T, 020, 020T, 021, 023, 025, E10, E14, E160, E180, MSE200, MS241, MS200T, MS180, MS191, MS170, MS210, MS211, MS230, MSE140, MS160, MSE170, MSE190, MSE210, MSE230, MS250, MS180, MS192, MS231, MS201

30	12	3/8"	.050"	1.3	91P / 91PX / 91VXL	6	44E			120SPEA074	120SXEA074	120SDEA074			542309	PS44E
35	14						50E			140SPEA074	140SXEA074	140SDEA074	559166, 543482		542311	PS50E
40	16						55E			160SPEA074	160SXEA074	160SDEA074	561603, 543484		542315	PS55E

MS260, MS261, 024, 026, 028, 029, 030, 031, 032, 034, 036, 039, MS270, MS271 MS280, MS291, MS290, MS360, MS361, MS362, E220

33	13	.325"	.050"	1.3	95VPX / 95TXL	7	56E			130TXLBD025	130MPBD025				564445	
38	15						62E			150TXLGD025	150MPGD025					
40	16						67E			160TXLGD025	160MPGD025					

MS240, E160, E180, 10, 11, 9, E10, 019/T, 020/T, 021/T, 023/T, 025/T

40	16	.325"	.063"	1.6	22BPX / 22LPX	7	62E			163PXLBA074	163SLBA074			561604		
45	18						68E			183PXLBA074	183SLBA074					

024, 026, 028, 029, 030, 031












33	13	.325"	.058"	1.5	21BPX / 21LPX	7	56E			138PXLBD025	138SLBD025			543480		
----	----	-------	-------	-----	---------------	---	-----	--	--	-------------	------------	--	--	--------	--	--

032, 034, 036, 039, MS240, MS260, MS270, MS261, MS271, MS280, MS290, MS360, MS361, MS390, MS200, MS36E

33	13	.325"	.063"	1.6	22BPX / 22LPX	7	56E			133PXLBD025	133SLBD025					
38	15						62E		153RNBD025	153VXLGD025	153SLGD025	153SFGD025		556287		
40	16						67E	163ATMD025	163RNBD025	163VXLGD025	163SLGD025	163SFGD025		561608		
45	18						74E	183ATMD025	183RNBD025	183VXLGD025	183SLGD025	183SFGD025		561659		
50	20						81E	203ATMD025		203VXLGD025	203SLGD025					

029, 031, 032, 034, 036, 038, 039, 041, 042, 044, 045, 046, 048, 056, 064, 066, E15, E20, E220, MS200, MS220, MSE220, MS290, MS291, MS310, MS311, MS340, MS341, MS360, MS361, MS362, MS361, MS390, MS391, MS440, MS441, MS460, MS640, MS650, MS660, MS880

33	13	3/8"	.063"	1.6	75LGX / 75LPX / 75DX / 75DPX	7	52E									
38	15						56E		153RNDD025	153VXLHD025	153SLHD025	153SFHD025				
40	16						60E	163ATMD025	163RNDD025	163VXLHD025	163SLHD025	163SFHD025				
45	18						66E	183ATMD025	183RNDD025	183VXLHD025	183SLHD025	183SFHD025				
50	20						72E	203ATMD025	203RNDD025	203VXLHD025	203SLHD025	203SFHD025		556430		
55	22						77E		223RNDD025							
60	24						84E	243ATMD025	243RNDD025		243SLHD025	243SFHD025				
70	28						91E		283RNDD025							
90	36						114E		363RNDD025							

Teräketju							Laippa						Paketit			
							Armor Tip	Power Match®	ControlCut™ SpeedCut™ VersaCut™	Pro-Lite®	Pro-Am®	Double Guard®				
							Paras			Parempi			Hyvä			
							AT	RN RW GN PM	PXL TXL VXL	SL GL SP GP MG MP	SF SX PX GD MLB	SD DG MLE				

07S, 08, 08S, 050, 051, 075, 076, 084, 088, E30, MS880

35	14	3/8"	.063"	1.6	75LGX / 75LPX / 75DX / 75DPX	7	58E									
43	17						66E	173ATLE031								
53	21						75E	213ATLE031								

STIHL® ./..

43	17	.404"	.063"	1.6	59L / 59AC / 27X / 27PX	7	60E	173ATLE031	173RNFE031							
53	21						68E	213ATLE031	213RNFE031							
63	25						80E		253RNFE031							
43	17						60E	173ATME031	173RNFE031							
53	21						68E	213ATME031	213RNFE031							
63	25						80E	253ATME031	253RNFE031							
75	30						91E									
90	36						104E									

070, 090

43	17	.404"	.063"	1.6	59L / 59AC / 27X / 27PX	7	64E									
53	21						72E	213ATLE086								
63	25						84E	253ATLE099								
75	30						92E	303ATLE099								
90	36						104E	363ATLE099								
104	41						122E									

STIGA®

930, 935, 1400

30	12	3/8"	.050"	1.3	91P / 91PX / 91VXL	6	44E									
30	12						45E									
35	14						50E					140SDEA218				

940

35	14	.325"	.050"	1.3	20BPX / 20LPX	7	55E									
35	14						56E									

955


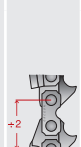










40	16	3/8"	.058"	1.5	73LGX / 73LPX / 73DX / 73DPX	7	60E									
----	----	------	-------	-----	---------------------------------	---	-----	--	--	--	--	--	--	--	--	--

SE1.6, SE1.8

30	12	3/8"	.050"	1.3	91P / 91PX / 91VXL	6	44E									
35	14						50E									
40	16						55E									
40	16						56E									

SP340

30	12	3/8"	.050"	1.3	91P / 91PX / 91VXL	7	44E									
----	----	------	-------	-----	-----------------------	---	-----	--	--	--	--	--	--	--	--	--

Teräketju							Laippa							Paketit			
							Armor Tip	Power Match®	ControlCut™ SpeedCut™ VersaCut™	Pro-Lite®	Pro-Am®	Double Guard®					
							Paras			Parempi			Hyvä				
							AT	RN RW GN PM	PXL TXL VXL	SL GL SP GP MG MP	SF SX PX GD MLB	SD DG MLE					
35	14					50E											
40	16					56E											
SP370, SP410																	
33	13	.325"	.050"	1.3	95VPX / 95TXL	7	56E							564445			
STIGA® ./.																	
40	16						64E										
SP460, SP510																	
33	13	.325"	.058"	1.5	21BPX / 21LPX	7	56E			138PXLBK095	138SLBK095	138PXBK095		543479			
35	14						61E										
40	16						66E			168PXLBK095	168SLBK095						
45	18						72E	188RNBK095	188PXLBK095	188SLBK095							
50	20						78E										
TANAKA®																	
290, 300, ECS330, ECS3500, ECS360, ECS320, ECS 3301, ECS3351																	
30	12	3/8"	.050"	1.3	91P / 91PX / 91VXL	6	45E			120SPEA041	120SXEA041	120SDEA041	561605	564439	542308	PS45E	
35	14						52E			140SPEA041	140SXEA041	140SDEA041*	561601		542310	PS52E	
40	16						57E			160SPEA041	160SXEA041	160SDEA041*	561660, 543483		542314	PS56E	
TANAKA® ./.																	
ECS4000, ECV-4501																	
28	11	.325"	.058"	1.5	21BPX / 21LPX	7	52E										
33	13						56E			138PXLBK041	138SLBK041	138PXBK041					
35	14						60E										
38	15						64E			158PXLBK041	158SLBK041	158PXBK041					
40	16						66E			168VXLGK041	168SLGK041	168PXBK041					
40	16						68E										
45	18						72E			188VXLGK041	188SLGK041	188PXBK041					
50	20						80E										
650, ECS506, 655																	
33	13	3/8"	.050"	1.3	72LGX / 72LPX / 72DX / 72DPX	7	52E										
40	16						60E				160SLHD176						
45	18						64E				180SLHD176						
45	18						66E										
50	20						70E	200RNDD176		200SLHD176							



.325" DOLMAR, HUSQVARNA®, EFCO®, MAKITA®, PARTNER

Paras	K095	.325"	95TXL	13"/33cm	1.3mm/.050"	56	578707	COMBO 1X 130TXLKB095 + 2X 95TXL056	Uusi
	K095	.325"	95TXL	15"/38cm	1.3mm/.050"	64	578708	COMBO 1X 150TXLKB095 + 2X 95TXL064	Uusi
	K095	.325"	95TXL	18"/45cm	1.3mm/.050"	72	578739	COMBO 1X 180TXLKB095 + 2X 95TXL072	Uusi
	D025	.325"	95TXL	15"/38cm	1.3mm/.050"	64	579812	COMBO 1X 150TXLKG095 + 2X 95TXL064	Uusi
	K095	.325"	95TXL	18"/45cm	1.3mm/.050"	72	579813	COMBO 1X 180TXLKG095 + 2X 95TXL072	Uusi

.325" PRO STIHL®

Paras	D025	.325"	95TXL	13"/33cm	1.3mm/.050"	56	578741	COMBO 1X 130TXLBD025 + 2X 95TXL056	Uusi
	D025	.325"	95TXL	15"/38cm	1.3mm/.050"	63	580862	COMBO 1X 150TXLGD025 + 2X 95TXL063	Uusi
	D025	.325"	95TXL	18"/45cm	1.3mm/.050"	74	580863	COMBO 1X 180TXLGD025 + 2X 95TXL074	Uusi

.325" PITCH STIHL®

Paras	A074	.325"	95TXL	16"/40cm	1.3mm/.050"	62	578740	COMBO 1X 160TXLBA074 + 2X 95TXL062	Uusi
	A074	.325"	95TXL	18"/45cm	1.3mm/.050"	68	578742	COMBO 1X 180TXLBA074 + 2X 95TXL068	Uusi

.325" DOLMAR, HUSQVARNA®, EFCO®, MAKITA®, PARTNER

Paras	K095	.325"	95TXL	13"/33cm	1.3mm/.050"	56	581621	COMBO 1X 130MLBK095 + 2X 95TXL056E	Uusi
				15"/38cm	1.3mm/.050"	64	581620	COMBO 1X 150MLBK095 + 2X 95TXL064E	Uusi
				18"/45cm	1.3mm/.050"	72	581619	COMBO 1X 180MLBK095 + 2X 95TXL072E	Uusi

3/8" LOW PRO DOLMAR, HOMELITE®, JONSERED®, MAKITA®, OLEO-MAC®, PARTNER

Paras	A041	3/8"	91VXL	14"/35cm	1.3mm/.050"	52	561601	COMBO 1X 140SXEA041 + 2X 91VXL052E	
				16"/40cm	1.3mm/.050"	56	561660	COMBO 1X 160SXEA041 + 2X 91VXL056E	

3/8" LOW PROFILE STIHL®

Paras	A074	3/8"	91VXL	14"/35cm	1.3mm/.050"	50	559166	COMBO 1X 140SXEA074 + 2X 91VXL050E	
				16"/40cm	1.3mm/.050"	55	561603	COMBO 1X 160SXEA074 + 2X 91VXL055E	

.325" PITCH STIHL®

Parempi	A074	.325"	22BPX	16"/40cm	1.6mm/.063"	62	561604	COMBO 1X 163PXB074 + 2X 22BPX062E	
	D025	.325"	21BPX	13"/33cm	1.5mm/.058"	56	543480	COMBO 1X 138PXB025 + 2X 21BPX056E	
			22BPX	15"/38cm	1.6mm/.063"	62	556287	COMBO 1X 153SFGD025 + 2X 22BPX062E	
				16"/40cm	1.6mm/.063"	67	561608	COMBO 1X 163SFGD025 + 2X 22BPX067E	
				18"/45cm	1.6mm/.063"	74	561659	COMBO 1X 183SFGD025 + 2X 22BPX074E	



3/8" PRO DOLMAR, EFCO®, HUSQVARNA®, JONSERED®, PARTNER, SOLO®, SHINDAIWA

Parempi	D009	3/8"	73DPX	15"/38cm	1.5mm/.058"	56	556286	COMBO 1X 158SFHD009 + 2X 73DPX056E
				18"/45cm	1.5mm/.058"	68	556288	COMBO 1X 188SFHD009 + 2X 73DPX068E
				20"/50cm	1.5mm/.058"	72	556431	COMBO 1X 208SFHD009 + 2X 73DPX072E

3/8" PRO STIHL®

Parempi	D025	3/8"	75DPX	15"/38cm	1.6mm/.063"	56	567294	COMBO, 1X 153SFHD025 + 2X 75DPX056E
	D025	3/8"	75DPX	16"/40cm	1.6mm/.063"	60	567293	COMBO, 1X 163SFHD025 + 2X 75DPX060E
	D025	3/8"	75DPX	18"/45cm	1.6mm/.063"	66	567292	COMBO, 1X 183SFHD025 + 2X 75DPX066E
	D025	3/8"	75DPX	20"/50cm	1.6mm/.063"	72	556430	COMBO 1X 203SFHD025 + 2X 75DPX072E

3/8" LOW PRO DOLMAR, HOMELITE®, JONSERED®, MAKITA®, OLEO-MAC®, PARTNER

Hyvä	A041	3/8"	91P	12"/30cm	1.3mm/.050"	45	561605	COMBO 1X 120SDEA041 + 2X 91P045E
				14"/35cm	1.3mm/.050"	52	543437	COMBO 1X 140SDEA041 + 2X 91P052E
				16"/40cm	1.3mm/.050"	56	543483	COMBO 1X 160SDEA041 + 2X 91P056E

3/8" LOW PRO STIHL®

Hyvä	A074	3/8"	91P	12"/30cm	1.3mm/.050"	44	567295	COMBO, 1X 120SDEA074 + 2X 91P044E
	A074	3/8"	91P	14"/35cm	1.3mm/.050"	50	543482	COMBO 1X 140SDEA074 + 2X 91P050E
				16"/40cm	1.3mm/.050"	55	543484	COMBO 1X 160SDEA074 + 2X 91P055E





Maahantuoja Teräosa Oy
Kaislahdenkatu 9, 20780 Kaarina
www.teraosa.fi